



464 Valley Brook Avenue, Lyndhurst NJ 07071
129 Sea Girt Avenue, Manasquan NJ 08736
Phone: (800) 423-0766 • Fax: (201) 438-1798
www.mccabeenv.com

LEAD & COPPER IN DRINKING WATER TESTING REPORT

Conducted for:

Greater Bergen Community Action
192 Main Street
Hackensack, New Jersey 07601

Conducted at:

Nelson Avenue Administration
103 Nelson Avenue
Jersey City, New Jersey 07306

Submitted by:

McCabe Environmental Services, L.L.C.
464 Valley Brook Avenue
Lyndhurst, New Jersey 07071

REPORT DATE: September 9, 2024

MES PROJECT NO.: 24-04998

Prepared by:

A handwritten signature in blue ink, appearing to read 'Kevin Brossok'.

Kevin Brossok
Environmental Scientist

Signed for the Company by:

A handwritten signature in blue ink, appearing to read 'John H. Chiaviello'.

John H. Chiaviello
Vice President

TABLE OF CONTENTS

	Page
1.0 INTRODUCTION	1
2.0 SCOPE OF WORK.....	1
3.0 PROCEDURES.....	1
4.0 TABLE OF SAMPLE RESULTS	2
5.0 DISCUSSION AND CONCLUSION	2

APPENDIX A

Laboratory Certificates of Analysis
&
Sample Chain of Custody Forms

APPENDIX B

Sampling Plan Attachments

1.0 INTRODUCTION

McCabe Environmental Services, L.L.C. (McCabe) was retained by Greater Bergen Community Action (Client) to conduct testing of lead and copper in drinking water at 103 Nelson Avenue, Jersey City, New Jersey 07307.

The project information is as follows:

<u>Client Name:</u>	Greater Bergen Community Action
<u>Contact Person:</u>	Mr. Raul Torres
<u>Project Name:</u>	Lead and Copper in Drinking Water Testing
<u>Project Location:</u>	103 Nelson Avenue Jersey City, New Jersey 07306
<u>Date(s) of Service:</u>	August 23, 2024
<u>McCabe Personnel:</u>	Kevin Brossok

2.0 SCOPE OF WORK

Drinking water testing was performed at Greater Bergen Community Actions facility located at 103 Nelson Avenue, Jersey City, New Jersey on August 23, 2024. The purpose of the testing was to determine if the building’s plumbing was having an adverse impact on water quality, specifically with regard to lead and copper concentrations. Samples were collected from various potential drinking water outlets located throughout the building.

3.0 PROCEDURES

After determining which outlets would be sampled, McCabe personnel collected a "first draw" sample at each location. A "first draw" is the initial water that is first to come out of the tap after a period of inactivity. All samples were collected into 250 mL sterile bottles, labeled with a sample identification, and analyzed in accordance with EPA approved methods to determine the level of lead in drinking water. Samples were analyzed by an accredited laboratory.

The U.S. Environmental Protection Agency (EPA) has established National Primary Drinking Water Regulations (NPDWR) that set mandatory water quality standards for drinking water contaminants. These are enforceable standards called "maximum contaminant levels" or "MCL", which are established to protect the public against consumption of drinking water contaminants that present a risk to human health. An MCL is the maximum allowable amount of a contaminant in drinking water which is delivered to the consumer.

The EPA has established the Lead and Copper Rule that sets standards for state and public water systems. This rule has set an MCL for lead at 15 parts per billion (ppb) and 1300 ppb for copper collected for a one liter sample. However, the EPA also established the Lead in Drinking Water at Schools and Child Care Facilities in which the EPA recommends an MCL of 20 ppb for a 250 milliliter first draw sample. In order to be more stringent, for our report purposes we have compared all results to both the 15 ppb and the 20 ppb standards.

4.0 TABLE OF SAMPLE RESULTS

The following table presents all sample results in order of sample identification:

Sample ID	Sample Location	Lead Result (ppb)	Exceeds (MCL 15 ppb)	Exceeds (MCL 20 ppb)	Copper Result (ppb)	Exceeds (MCL 1300 ppb)
DW-01	Basement Slop Sink	5.6	Pass	Pass	30	Pass
DW-02	1 st Floor Bathroom Sink	1.3	Pass	Pass	89	Pass
DW-03	Kitchen Sink	2.5	Pass	Pass	168	Pass
DW-04	2 nd Floor Bathroom Sink	1.9	Pass	Pass	114	Pass

5.0 DISCUSSION AND CONCLUSION

A total of four (4) samples were collected from Nelson Avenue Admin, 103 Nelson Avenue, Jersey City, New Jersey 07307. All samples were found to be less than the EPA Lead in Drinking Water at Schools and Child Care Facilities standard of 20 ppb, as well as the EPA Lead and Copper Rule standard of 15 ppb. All samples were also found to meet the EPA standard of 1300 parts per billion (ppb) for copper set by the EPA Lead and Copper rule.

In addition, McCabe Environmental recommends annual drinking water sampling to ensure that the building’s plumbing is not having an adverse impact on water quality.

APPENDIX A

**LABORATORY CERTIFICATES OF ANALYSIS
&
SAMPLE CHAIN OF CUSTODY FORMS**



Thursday, August 29, 2024

Attn: Jarred Panecki
McCabe Environmental Services, LLC
464 Valley Brook Avenue
Lyndhurst, New Jersey 07071

Project ID: 24-04998 GREATER BERGEN COMMUNITY ACTION
SDG ID: GCR48305
Sample ID#s: CR48305 - CR48308

This laboratory is in compliance with the NELAC requirements of procedures used except where indicated.

This report contains results for the parameters tested, under the sampling conditions described on the Chain Of Custody, as received by the laboratory. This report is incomplete unless all pages indicated in the pagination at the bottom of the page are included.

A scanned version of the COC form accompanies the analytical report and is an exact duplicate of the original.

The contents of this report cannot be discussed with anyone other than the client listed above without their written consent.

Sincerely yours,

A handwritten signature in black ink, appearing to read "Phyllis Shiller".

Phyllis Shiller
Laboratory Director

NELAC - #NY11301
CT Lab Registration #PH-0618
MA Lab Registration #M-CT007
ME Lab Registration #CT-007
NH Lab Registration #213693-A,B

NJ Lab Registration #CT-003
NY Lab Registration #11301
PA Lab Registration #68-03530
RI Lab Registration #63
VT Lab Registration #VT11301



Environmental Laboratories, Inc.
587 East Middle Turnpike, P.O.Box 370, Manchester, CT 06045
Tel. (860) 645-1102 Fax (860) 645-0823



Sample Id Cross Reference

August 29, 2024

SDG I.D.: GCR48305

Project ID: 24-04998 GREATER BERGEN COMMUNITY ACTION

Client Id	Lab Id	Matrix
DW-01	CR48305	DRINKING WATER
DW-02	CR48306	DRINKING WATER
DW-03	CR48307	DRINKING WATER
DW-04	CR48308	DRINKING WATER



Environmental Laboratories, Inc.
 587 East Middle Turnpike, P.O.Box 370, Manchester, CT 06045
 Tel. (860) 645-1102 Fax (860) 645-0823



Analysis Report

August 29, 2024

FOR: Attn: Jarred Panecki
 McCabe Environmental Services, LLC
 464 Valley Brook Avenue
 Lyndhurst, New Jersey 07071

Sample Information

Matrix: DRINKING WATER
 Location Code: MCCABE
 Rush Request: Standard
 P.O.#:

Custody Information

Collected by:
 Received by: CP
 Analyzed by: see "By" below

Date

08/23/24
 08/23/24

Time

7:20
 18:02

Laboratory Data

SDG ID: GCR48305
 Phoenix ID: CR48305

Project ID: 24-04998 GREATER BERGEN COMMUNITY ACTION
 Client ID: DW-01

Parameter	Result	RL/ PQL	DIL	Units	AL	MCL	MCLG	Date/Time	By	Reference
Copper	30	5	2	ppb	1300		1000	08/28/24	AL1	E200.8
Lead	5.6	0.5	2	ppb	15			08/28/24	AL1	E200.8
Total Metal Digestion (MS)	Completed							08/27/24	BF	E200.8

RL/PQL=Reporting/Practical Quantitation Level DIL=Dilution (analysis required diluting to evaluate) ND=Not Detected
 BRL=Below Reporting Level (less than the reporting level, the lowest amount the laboratory can detect and report.)
 AL = Action Level MCL = Maximum Contaminant Level MCLG = Maximum Contaminant Level Goal

Comments:

Action Level (AL): 40 CFR Part 141.80 Lead & Copper ALs.

Secondary DW Maximum Contaminant Level Goal (MCLG): 40 CFR Part 143 Secondary Goals. The level of a contaminant in drinking water below which there is no known or expected risk to health. MCLGs are non-enforceable public health goals.

If you are the client above and have any questions concerning this testing, please do not hesitate to contact Phoenix Client Services at ext.200. The contents of this report cannot be discussed with anyone other than the client listed above without their written consent.

Phyllis Shiller, Laboratory Director

August 29, 2024

Reviewed and Released by: Anil Makol, Project Manager



Environmental Laboratories, Inc.
 587 East Middle Turnpike, P.O.Box 370, Manchester, CT 06045
 Tel. (860) 645-1102 Fax (860) 645-0823



Analysis Report

August 29, 2024

FOR: Attn: Jarred Panecki
 McCabe Environmental Services, LLC
 464 Valley Brook Avenue
 Lyndhurst, New Jersey 07071

Sample Information

Matrix: DRINKING WATER
 Location Code: MCCABE
 Rush Request: Standard
 P.O.#:

Custody Information

Collected by:
 Received by: CP
 Analyzed by: see "By" below

Date

08/23/24
 08/23/24

Time

7:23
 18:02

Laboratory Data

SDG ID: GCR48305
 Phoenix ID: CR48306

Project ID: 24-04998 GREATER BERGEN COMMUNITY ACTION
 Client ID: DW-02

Parameter	Result	RL/ PQL	DIL	Units	AL	MCL	MCLG	Date/Time	By	Reference
Copper	89	5	2	ppb	1300		1000	08/28/24	AL1	E200.8
Lead	1.3	0.5	2	ppb	15			08/28/24	AL1	E200.8
Total Metal Digestion (MS)	Completed							08/27/24	BF	E200.8

RL/PQL=Reporting/Practical Quantitation Level DIL=Dilution (analysis required diluting to evaluate) ND=Not Detected
 BRL=Below Reporting Level (less than the reporting level, the lowest amount the laboratory can detect and report.)
 AL = Action Level MCL = Maximum Contaminant Level MCLG = Maximum Contaminant Level Goal

Comments:

Action Level (AL): 40 CFR Part 141.80 Lead & Copper ALs.

Secondary DW Maximum Contaminant Level Goal (MCLG): 40 CFR Part 143 Secondary Goals. The level of a contaminant in drinking water below which there is no known or expected risk to health. MCLGs are non-enforceable public health goals.

If you are the client above and have any questions concerning this testing, please do not hesitate to contact Phoenix Client Services at ext.200. The contents of this report cannot be discussed with anyone other than the client listed above without their written consent.

Phyllis Shiller, Laboratory Director

August 29, 2024

Reviewed and Released by: Anil Makol, Project Manager



Environmental Laboratories, Inc.
 587 East Middle Turnpike, P.O.Box 370, Manchester, CT 06045
 Tel. (860) 645-1102 Fax (860) 645-0823



Analysis Report

August 29, 2024

FOR: Attn: Jarred Panecki
 McCabe Environmental Services, LLC
 464 Valley Brook Avenue
 Lyndhurst, New Jersey 07071

Sample Information

Matrix: DRINKING WATER
 Location Code: MCCABE
 Rush Request: Standard
 P.O.#:

Custody Information

Collected by:
 Received by: CP
 Analyzed by: see "By" below

Date

08/23/24
 08/23/24

Time

7:26
 18:02

Laboratory Data

SDG ID: GCR48305
 Phoenix ID: CR48307

Project ID: 24-04998 GREATER BERGEN COMMUNITY ACTION
 Client ID: DW-03

Parameter	Result	RL/ PQL	DIL	Units	AL	MCL	MCLG	Date/Time	By	Reference
Copper	168	5	2	ppb	1300		1000	08/28/24	AL1	E200.8
Lead	2.5	0.5	2	ppb	15			08/28/24	AL1	E200.8
Total Metal Digestion (MS)	Completed							08/27/24	BF	E200.8

RL/PQL=Reporting/Practical Quantitation Level DIL=Dilution (analysis required diluting to evaluate) ND=Not Detected
 BRL=Below Reporting Level (less than the reporting level, the lowest amount the laboratory can detect and report.)
 AL = Action Level MCL = Maximum Contaminant Level MCLG = Maximum Contaminant Level Goal

Comments:

Action Level (AL): 40 CFR Part 141.80 Lead & Copper ALs.

Secondary DW Maximum Contaminant Level Goal (MCLG): 40 CFR Part 143 Secondary Goals. The level of a contaminant in drinking water below which there is no known or expected risk to health. MCLGs are non-enforceable public health goals.

If you are the client above and have any questions concerning this testing, please do not hesitate to contact Phoenix Client Services at ext.200. The contents of this report cannot be discussed with anyone other than the client listed above without their written consent.

Phyllis Shiller, Laboratory Director

August 29, 2024

Reviewed and Released by: Anil Makol, Project Manager



Environmental Laboratories, Inc.
 587 East Middle Turnpike, P.O.Box 370, Manchester, CT 06045
 Tel. (860) 645-1102 Fax (860) 645-0823



Analysis Report

August 29, 2024

FOR: Attn: Jarred Panecki
 McCabe Environmental Services, LLC
 464 Valley Brook Avenue
 Lyndhurst, New Jersey 07071

Sample Information

Matrix: DRINKING WATER
 Location Code: MCCABE
 Rush Request: Standard
 P.O.#:

Custody Information

Collected by:
 Received by: CP
 Analyzed by: see "By" below

Date

08/23/24
 08/23/24

Time

7:29
 18:02

Laboratory Data

SDG ID: GCR48305
 Phoenix ID: CR48308

Project ID: 24-04998 GREATER BERGEN COMMUNITY ACTION
 Client ID: DW-04

Parameter	Result	RL/ PQL	DIL	Units	AL	MCL	MCLG	Date/Time	By	Reference
Copper	114	5	2	ppb	1300		1000	08/28/24	AL1	E200.8
Lead	1.9	0.5	2	ppb	15			08/28/24	AL1	E200.8
Total Metal Digestion (MS)	Completed							08/27/24	BF	E200.8

RL/PQL=Reporting/Practical Quantitation Level DIL=Dilution (analysis required diluting to evaluate) ND=Not Detected
 BRL=Below Reporting Level (less than the reporting level, the lowest amount the laboratory can detect and report.)
 AL = Action Level MCL = Maximum Contaminant Level MCLG = Maximum Contaminant Level Goal

Comments:

Action Level (AL): 40 CFR Part 141.80 Lead & Copper ALs.

Secondary DW Maximum Contaminant Level Goal (MCLG): 40 CFR Part 143 Secondary Goals. The level of a contaminant in drinking water below which there is no known or expected risk to health. MCLGs are non-enforceable public health goals.

If you are the client above and have any questions concerning this testing, please do not hesitate to contact Phoenix Client Services at ext.200. The contents of this report cannot be discussed with anyone other than the client listed above without their written consent.

Phyllis Shiller, Laboratory Director

August 29, 2024

Reviewed and Released by: Anil Makol, Project Manager

Analysis Report - Summary

August 29, 2024

Attn: Jarred Panecki
McCabe Environmental Services, LLC
464 Valley Brook Avenue
Lyndhurst, New Jersey 07071



Environmental Laboratories, Inc.
587 East Middle Turnpike, P.O.Box 370, Manchester, CT 06045
Tel. (860) 645-1102 Fax (860) 645-0823


SDG I.D.: GCR48305



Sample	Client Id	Col Date	Parameter	Result	RL	CL	Units	Date Analyzed	Reference
Project: 24-04998 Greater Bergen Community Action									
CR48305	DW-01	08/23/24	Copper	30	5		ppb	08/28/24	E200.8
CR48305	DW-01	08/23/24	Lead	5.6	0.5		ppb	08/28/24	E200.8
CR48306	DW-02	08/23/24	Copper	89	5		ppb	08/28/24	E200.8
CR48306	DW-02	08/23/24	Lead	1.3	0.5		ppb	08/28/24	E200.8
CR48307	DW-03	08/23/24	Copper	168	5		ppb	08/28/24	E200.8
CR48307	DW-03	08/23/24	Lead	2.5	0.5		ppb	08/28/24	E200.8
CR48308	DW-04	08/23/24	Copper	114	5		ppb	08/28/24	E200.8
CR48308	DW-04	08/23/24	Lead	1.9	0.5		ppb	08/28/24	E200.8

Comments:

If there are any questions regarding this data, please call Phoenix Client Services at extension 200.
ND=Not detected BDL=Below Detection Level RL=Reporting Level CL=Client Limit


Phyllis Shiller
Laboratory Director
August 29, 2024



Environmental Laboratories, Inc.
 587 East Middle Turnpike, P.O.Box 370, Manchester, CT 06045
 Tel. (860) 645-1102



QA/QC Report

August 29, 2024

QA/QC Data

SDG I.D.: GCR48305

Parameter	Blank	Blk RL	Sample Result	Dup Result	Dup RPD	LCS %	LCSD %	LCS RPD	MS %	MSD %	MS RPD	% Rec Limits	% RPD Limits
QA/QC Batch 746615A (mg/L), QC Sample No: CR48766 2X (CR48305, CR48306, CR48307, CR48308)													
<u>ICP MS Metals - Aqueous</u>													
Copper	BRL	0.005				108			110			85 - 115	20
Lead	BRL	0.0005				103			99.8			85 - 115	20

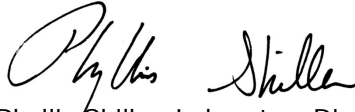
Comment:

This batch does not include a duplicate.

Additional: LCS acceptance range is 85-115% MS acceptance range 70-130%.

If there are any questions regarding this data, please call Phoenix Client Services at extension 200.

- RPD - Relative Percent Difference
- LCS - Laboratory Control Sample
- LCSD - Laboratory Control Sample Duplicate
- MS - Matrix Spike
- MS Dup - Matrix Spike Duplicate
- NC - No Criteria
- Inf - Interference
- (ISO) - Isotope Dilution


 Phyllis Shiller, Laboratory Director
 August 29, 2024

Thursday, August 29, 2024

Criteria: NJ: DW

State: NJ

Sample Criteria Exceedances Report

GCR48305 - MCCABE

SampNo	Acode	Phoenix Analyte	Criteria	Result	RL	Criteria	RL Criteria	Analysis Units
--------	-------	-----------------	----------	--------	----	----------	----------------	-------------------

*** No Data to Display ***

Phoenix Laboratories does not assume responsibility for the data contained in this exceedance report. It is provided as an additional tool to identify requested criteria exceedences. All efforts are made to ensure the accuracy of the data (obtained from appropriate agencies). A lack of exceedence information does not necessarily suggest conformance to the criteria. It is ultimately the site professional's responsibility to determine appropriate compliance.



Environmental Laboratories, Inc.
587 East Middle Turnpike, P.O.Box 370, Manchester, CT 06045
Tel. (860) 645-1102 Fax (860) 645-0823



Analysis Comments

August 29, 2024

SDG I.D.: GCR48305

The following analysis comments are made regarding exceptions to criteria not already noted in the Analysis Report or QA/QC Report: None.





MCCABE ENVIRONMENTAL SERVICES, L.L.C.

464 VALLEY BROOK AVENUE LYNDHURST, NJ 07071 • PHONE: (201)438-4839 FAX: (201)438-1798

1.8 weeks

LEAD & COPPER in DRINKING WATER

CHAIN-OF-CUSTODY FORM

CLIENT NAME: Greater Bergen Community Action		SITE ADDRESS: 103 Nelson Ave. Avenue, Jersey City NJ 07306		
FIELD INSPECTOR'S NAME: Kevin Brossok				
MES PROJECT #: 24-04998		SAMPLE DATE: 8/23/24		
TURNAROUND TIME REQUESTED: 2 Weeks				
Matrix	SAMPLE ID	SAMPLE LOCATION	TIME COLLECTED	ANALYSIS REQUESTED
DW	DW-01	Basement Slop Sink	7:20	COPPER - 200.7 LEAD - 200.8
DW	DW-02	1st Floor Bathroom Sink	7:23	COPPER - 200.7 LEAD - 200.8
DW	DW-03	Kitchen Sink	7:26	COPPER - 200.7 LEAD - 200.8
DW	DW-04	Second Floor Bathroom Sink	7:29	COPPER - 200.7 LEAD - 200.8
DW				COPPER - 200.7 LEAD - 200.8
DW				COPPER - 200.7 LEAD - 200.8
DW				COPPER - 200.7 LEAD - 200.8
DW				COPPER - 200.7 LEAD - 200.8
DW				COPPER - 200.7 LEAD - 200.8
DW				COPPER - 200.7 LEAD - 200.8
Relinquished by (Print) Kevin Brossok		Date: 8/23/24	Time:	Received by: (Print) Omar Hassan
Signature: 				Signature: 
Relinquished by (Print) Omar Hassan		Date: 8/23/24	Time: 6:40	Received by: (Print)
Signature: 				Signature: 
Laboratory Analysis Performed by (Analyst Signature, Laboratory Name & Location): Phoenix Environmental Laboratories				

APPENDIX B

**SAMPLING PLAN
ATTACHMENTS**

Attachment A - List of Priority for Sampling

SCHOOL NAME	DATE OF SAMPLING	CERTIFIED LABORATORY	NOTES
Nelson Avenue Admin Head Start	08/23/2024	Phoenix Environmental Laboratories Inc.	

Attachment B – Plumbing Profile

Note: Complete for each school. For additional information see the USEPA publication, “The 3Ts for Reducing Lead in Drinking Water in Schools”

Name of School: Nelson Avenue Admin Grade Levels: Childcare Facility

Address: 103 Nelson Avenue, Jersey City, New Jersey

Individual school project officer Signature: Raul Torres

Date: 08/23/2024

Questions	Answers	
Background Information		
1. What year was the original building constructed? Were any buildings or additions added to the original facility?	1927	
2. If the building was constructed or repaired after 1986, was lead-free plumbing and solder utilized? What type of solder was used? Document all locations where lead solder was used.	Unknown	
3. Where are the most recent plumbing repairs and replacements?	Location: Basement (Kitchen Sink)	Description: Copper Pipes (Compression Fitting)
4. With what materials is the service connection (the pipe that carries water to the school from the public water system’s main in the street) made? Where is the Service Line located? (This is the POE location.)	Material: Unknown (Copper inside building) Location:	
5. Is there point of entry (POE) or point of use (POU) treatment in use?	Y / N Type:	Location:

Questions	Answers
6. Are there tanks in your plumbing system (pressure tanks, gravity storage tanks)?	Y / <input checked="" type="radio"/> N
7. Does the school have a filter maintenance and operation program? If so, who is responsible for this program? What is the process for adding filters?	No
8. Have accessible screens or aerators on outlets that provide drinking water been cleaned? Does the school have a screen or aerator maintenance program?	Y / <input checked="" type="radio"/> N
9. Have there been any complaints about bad (metallic) taste? Note location(s).	Y / <input checked="" type="radio"/> N Location:
10. Review records and consult with the public water supplier to determine whether any water samples have been taken in the building for any contaminants. If so, identify: <ul style="list-style-type: none"> • Name of contaminant(s) • Concentrations found • pH level Is testing done regularly at the building?	No
11. Other plumbing background questions include: <ul style="list-style-type: none"> • Are blueprints of the building available? • Are there known plumbing “dead-ends”, low use areas, existing leaks or other “problem areas”? Are renovations planned for any of the plumbing system?	No

Questions	Answers	
<p>Walk-Through <i>These questions should be addressed during the walk-through of the facility, while Attachment C- Drinking Water Outlet Inventory is being completed.</i></p>		
1. Confirm the material of Service Line visually.	Done	
2. Confirm the presence of POE or POU treatment.	Done	
<p>3. What are the potable water pipes made of in your facility?</p> <ul style="list-style-type: none"> • Lead • Plastic • Galvanized Metal • Cast Iron • Copper • Other <p>Note the water flow through the building and the areas that receive water first, and which areas receive water last.</p>	Copper	
<p>4. Are electrical wires grounded to Water Pipes? Note location(s).</p>	<input checked="" type="radio"/> Y / N Location: Basement (SE Corner)	
<p>5. Are brass fittings, faucets, or valves used in your drinking water system? Note that most faucets are brass on the inside. Document the locations of any brass water outlet to be sampled.</p>	Complete in "Brass" Column in Attachment C- Water Outlet Inventory. Yes- Presumed	
<p>6. Locate all drinking water outlets (i.e. water coolers, bubblers, ice machines, kitchen/ food prep sinks, etc.) in the facility.</p>	Complete in Attachment C-Water Outlet Inventory. Done	

Questions	Answers	
<p>7. Have the brands and models of the water coolers in the school been compared to the list of recalled water coolers in the Toolkit?</p> <p>Recalled Drinking Water Fountains</p> <p>Make and Model</p>	<p><input checked="" type="radio"/> Y / <input type="radio"/> N</p>	
<p>8. Have signs of corrosion, such as frequent leaks, rust-colored water, or stained fixtures, dishes, or laundry been detected?</p> <p>Note the locations of water outlets.</p>	<p>Complete in "Signs of Corrosion" column in Attachment C- Drinking Water Outlet Inventory.</p> <p>No</p>	
<p>9. Are there any outlets that are not operational and therefore out of service? Permanently? Temporarily?</p> <p style="text-align: right;">Permanently</p> <p style="text-align: right;">Temporarily</p>	<p>Y / <input checked="" type="radio"/> N</p> <p>Complete "Operational Column" in Attachment C- Drinking Water Outlet Inventory.</p> <p>Type/ Location</p>	<p>Description</p>

Attachment C – Drinking Water Outlet Inventory

Name of School: Nelson Avenue Admin

Address: 103 Nelson Avenue, Jersey City, New Jersey

Grade Levels: Childcare Facility

Year School Constructed: 1927 Renovated/Additions: NA

Individual School Project Officer: Raul Torres

Date Completed: August 23, 2024

# ¹	Type	Location	Code	Operational ² (Y/N)	Signs of Corrosion ³ (Y/N)	Filter ⁴ (Y/N)	Brass Fittings, Faucets or valves? (Y/N)	Aerator/ Screen (Y/N)	Motion Activated (Y/N)	Chiller (Y/N)	Water Cooler		Comments
											Make	Model	
01	Sink	Basement Slop Sink	01	Y	N	N	N	N	N	N	N/A	N/A	
02	Sink	1 st Floor Bathroom Sink	02	Y	N	N	N	Y	N	N	N/A	N/A	
03	Sink	Kitchen Sink	03	Y	N	N	N	Y	N	N	N/A	N/A	
04	Sink	2 nd Floor Bathroom Sink	04	Y	N	N	N	Y	N	N	N/A	N/A	

¹ Number outlets starting at the closest outlet to the Point of Entry (POE).

² Document if permanently or temporarily out of service on the Attachment B- Plumbing Profile.

³ Signs of corrosion detected, such as but not limited to frequent leaks, rust-colored water, or stained fixtures, dishes, or laundry.

⁴ Document on Attachment D- Filter Inventory.

Attachment D - Filter Inventory

Name of School: Nelson Avenue Admin Grade Levels: Childcare Facility

Address: 103 Nelson Avenue, Jersey City, New Jersey

Individual School Project Officer: Raul Torres Date: August 23, 2024

Sample Location / Code	Brand	Type (Make & Model)	Date Installed or Replaced	Replacement Frequency	NSF Certified for Lead Reduction Y/N
01	N/A	N/A	N/A	N/A	N/A
02	Gerber	N/A	N/A	N/A	N/A
03	Gerber	N/A	N/A	N/A	N/A
04	Gerber	N/A	N/A	N/A	N/A

Attachment E – Flushing Log

Name of School: Nelson Avenue Admin

Address: 103 Nelson Avenue, Jersey City, New Jersey

Grade Levels: Childcare Facility

Individual School Project Officer: Raul Torres

Date: August 23, 2024

Sample Location Description	Sample Location Code	Date	Time	Duration of Flushing	Reason for Flushing
Basement Slop Sink	01	August 22, 2021	3:00 pm	2-3 minutes	Water Sampling
1 st Floor Bathroom Sink	02	August 22, 2021	3:00 pm	2-3 minutes	Water Sampling
Kitchen Sink	03	August 22, 2021	3:00 pm	2-3 minutes	Water Sampling
2 nd Floor Bathroom Sink	04	August 22, 2021	3:00 pm	2-3 minutes	Water Sampling

Attachment F - Pre - Sampling Water Use Certification

TO BE COMPLETED BY THE NELSON AVENUE ADMIN DISTRICT REPRESENTATIVE:		
School Name: Nelson Avenue Admin		
Sample collection address:	103 Nelson Avenue, Jersey City, New Jersey	
Water was last used:	Time: 3:00 pm	Date: August 22, 2024
Sample commencement:	Time: 7:20 am	Date: August 23, 2024
I have read the Lead Drinking Water Testing Sampling Plan and Quality Assurance Project Plan and I am certifying that samples were collected in accordance with these plans.		
Raul Torres	09/09/2024	
Signature	Date	

DRINKING WATER TESTING CHECKLIST

Note: This form is for child care centers that are supplied water by a community water system.

• PROGRAMS IN OPERATING PUBLIC SCHOOLS ARE NOT REQUIRED TO COMPLETE THIS FORM •

CHILD CARE CENTER INFORMATION


Name of Child Care Center: Administration Office		License ID:	
Site Address of Center:	Building # and Street: 103 Nelson Avenue	Municipality: Jersey City	County: Hudson
Sponsor/Sponsor Representative: Greater Bergen Community Action Inc.		Phone Number: 201-968-0200	Email: raul.torres@GreaterBergen.org

CERTIFICATION OF COMPLIANCE WITH LEAD & COPPER SAMPLING AT THE ABOVE CHILD CARE CENTER

Sampling Date(s):	
1. <input checked="" type="checkbox"/> YES <input type="checkbox"/> NO	Does the center have a signed contract with a New Jersey Certified Drinking Water Laboratory for lead & copper analysis?
2. <input checked="" type="checkbox"/> YES <input type="checkbox"/> NO	Is there an onsite water outlet assessment in accordance with technical guidance?
3. <input type="checkbox"/> YES <input checked="" type="checkbox"/> NO	Is there a floor plan in accordance with technical guidance?
4. <input checked="" type="checkbox"/> YES <input type="checkbox"/> NO Sample Date: 8-23-24	Were all the drinking water outlets in the center where a child or staff has or may have access (including food preparation and outside drinking water outlets) sampled?
5. <input checked="" type="checkbox"/> YES <input type="checkbox"/> NO Sample Date: 8-23-24	Were at least 50% of all indoor water faucets utilized by the center sampled?
6. <input checked="" type="checkbox"/> YES <input type="checkbox"/> NO	Does the child care center have the chain of custody and analytical reports for all drinking water outlets sampled? Please attach copies.
7. <input checked="" type="checkbox"/> YES <input type="checkbox"/> NO	Was all the drinking water outlets sampled in the sequence determined by the floor plan beginning with the outlet closest to the point of entry?
8. <input checked="" type="checkbox"/> YES <input type="checkbox"/> NO	Were all samples taken after the water sat undisturbed in pipes for at least 8 hours but no more than 48 hours?
9. <input checked="" type="checkbox"/> YES <input type="checkbox"/> NO	Were samples collected in pre-cleaned high density polyethylene (HDPE) 250 ml wide mouth single use rigid sample containers?
10. <input checked="" type="checkbox"/> YES <input type="checkbox"/> NO	Were all existing aerators, screens, and filters left in place prior to and during the sampling event?
11. <input type="checkbox"/> YES <input type="checkbox"/> NO	Were only cold water samples collected?
12. <input checked="" type="checkbox"/> YES <input type="checkbox"/> NO	Did no pre-stagnant flushing take place unless the outlet deviated from normal use and documented on flushing log?
13. <input checked="" type="checkbox"/> YES <input type="checkbox"/> NO	Was all point of use treatment on outlets, such as filters, documented?
14. <input type="checkbox"/> YES <input checked="" type="checkbox"/> NO	Did any result exceed the action level for lead (15 µg/L) or copper (1300 µg/L)?
15. <input type="checkbox"/> YES <input type="checkbox"/> NO <input checked="" type="checkbox"/> N/A	If a result exceeded the action level for lead (15 µg/L) or copper (1300 µg/L) was use of all drinking water outlets immediately discontinued?
16. <input type="checkbox"/> YES <input type="checkbox"/> NO <input checked="" type="checkbox"/> N/A	If a result exceeded the action level for lead (15 µg/L) or copper (1300 µg/L) was bottled water provided for drinking and food preparation?
17. <input type="checkbox"/> YES <input type="checkbox"/> NO <input checked="" type="checkbox"/> N/A	If a result exceeded the action level for lead (15 µg/L) or copper (1300 µg/L) were signs posted to indicate that the outlets are not to be used for drinking or food preparation?

18. <input type="checkbox"/> YES <input type="checkbox"/> NO <input checked="" type="checkbox"/> N/A	Did all drinking water outlets with a result that exceeded the action level for lead (15 µg/L) or copper (1300 µg/L) have a follow-up flush sample conducted?
19. <input type="checkbox"/> YES <input checked="" type="checkbox"/> NO	If a result exceeded the action level for lead (15 µg/L) or copper (1300 µg/L) was the local health office notified of results?
20. <input type="checkbox"/> YES <input type="checkbox"/> NO <input checked="" type="checkbox"/> N/A	If any of the results exceeded the action level for lead (15 µg/L) or copper (1300 µg/L), was notification, including results and remediation measures, provided to the parent(s) of all children attending the center, the staff, and NJDCF?
21. <input type="checkbox"/> YES <input type="checkbox"/> NO <input checked="" type="checkbox"/> N/A	Were any drinking water outlets or potable plumbing replaced or repaired as a remedy for an action level exceedance?
22. <input type="checkbox"/> YES <input type="checkbox"/> NO <input checked="" type="checkbox"/> N/A Sample Date:	If any drinking water outlet or potable plumbing was replaced or repaired, were additional samples collected after installation?
23. <input type="checkbox"/> YES <input type="checkbox"/> NO <input checked="" type="checkbox"/> N/A	Was any chemical treatment unit or process installed to remedy an action level exceedance (e.g., corrosion control treatment)?
24. <input type="checkbox"/> YES <input type="checkbox"/> NO <input checked="" type="checkbox"/> N/A Sample Date:	If a chemical treatment unit or process was installed to remedy an action level exceedance (e.g., corrosion control treatment), were additional samples collected after the installation?
25. <input type="checkbox"/> YES <input type="checkbox"/> NO <input checked="" type="checkbox"/> N/A	Was a mechanical process implemented to remedy an action level exceedance (e.g., flushing program)?
26. <input type="checkbox"/> YES <input type="checkbox"/> NO <input checked="" type="checkbox"/> N/A	If a mechanical process was implemented to remedy an action level exceedance (e.g., flushing program), were additional samples collected after the implementation?
27. <input type="checkbox"/> YES <input type="checkbox"/> NO <input checked="" type="checkbox"/> N/A	If no remedial action was taken, such as those indicated in 21 through 26 above, has the center implemented a written plan of action for use of bottled water for drinking and food preparation?

CERTIFICATION: By signing below, the **Sponsor or Sponsor Representative** certifies that all answers on this checklist are true and accurate:

Sponsor/Sponsor Representative: (PRINT)	BRANDON SOTO
Signature:	
Signature Date:	9-9-24

DRINKING WATER TESTING RESOURCES

Schools - Lead Sampling Information

<http://www.nj.gov/dep/watersupply/schools.htm>

Lead Sampling in Schools Technical Guidance FAQs

<http://www.nj.gov/dep/watersupply/pdf/leadfaq.pdf>

3Ts for Reducing Lead in Drinking Water: Testing

<https://www.epa.gov/dwreginfo/3ts-reducing-lead-drinking-water-testing>

Quick Reference Guide Sampling For Lead in Drinking Water in Schools:

<http://www.nj.gov/dep/watersupply/pdf/quickref.pdf>

List of NJ Certified Laboratories:

<https://www13.state.nj.us/DataMiner/Search/SearchByCategory?isExternal=y&getCategory=y&catName=Certified+Laboratories>

Drinking Water Outlet Inventory Form:

http://www.nj.gov/dep/watersupply/doc/SP_Attachment%20C.docx

Sampling Water Use Certification:

http://www.nj.gov/dep/watersupply/doc/SP_Attachment%20F.docx

Filter Inventory Form:

http://www.nj.gov/dep/watersupply/doc/SP_Attachment%20D.docx

Results Letter Template:

<http://www.nj.gov/dep/watersupply/doc/resultsletter.doc>