

ANNUAL REPORT 2014 - 2015



HEAD START EARLY HEAD START

Serving Bergen County, Jersey City, and Paterson, New Jersey

www.HeadStartNow.org

ANNUAL REPORT 2014 - 2015

SECTION 1A

AGENCY BUDGET INFORMATION 2015



www.HeadStartNow.org



HEAD START/ EARLY HEAD START

Serving Bergen County, Jersey City, and Paterson, New Jersey

AGENCY BUDGET INFORMATION 2015

FUNDER	AMOUNT	% OF EXPENSES
Federal Grants	\$21,787,390	67%
State Grants	\$5,026,506	15%
County Grants	\$267,036	1%
In-kind Donations	\$5,446,847	17%
TOTAL	\$32,527,779	100%

BERGEN COUNTY

FUNDER	AMOUNT	% OF EXPENSES
Federal Head Start	\$5,207,358	75%
USDA	\$121,862	2%
County Grants	\$267,036	4%
In-kind Donations	\$1,301,840	19%
TOTAL	\$6,898,096	100%

JERSEY CITY

FUNDER	AMOUNT	% OF EXPENSES
Federal Head Start	\$8,572,922	65%
State Grants	\$2,344,522	18%
USDA	\$183,440	1%
In-kind Donations	\$2,143,231	16%
TOTAL	\$13,244,115	100%

PATERSON

FUNDER	AMOUNT	% OF EXPENSES
Federal Head Start	\$8,007,110	65%
State Grants	\$1,997,541	16%
USDA	\$379,140	3%
In-kind Donations	\$2,001,778	16%
TOTAL	\$12,385,569	100%

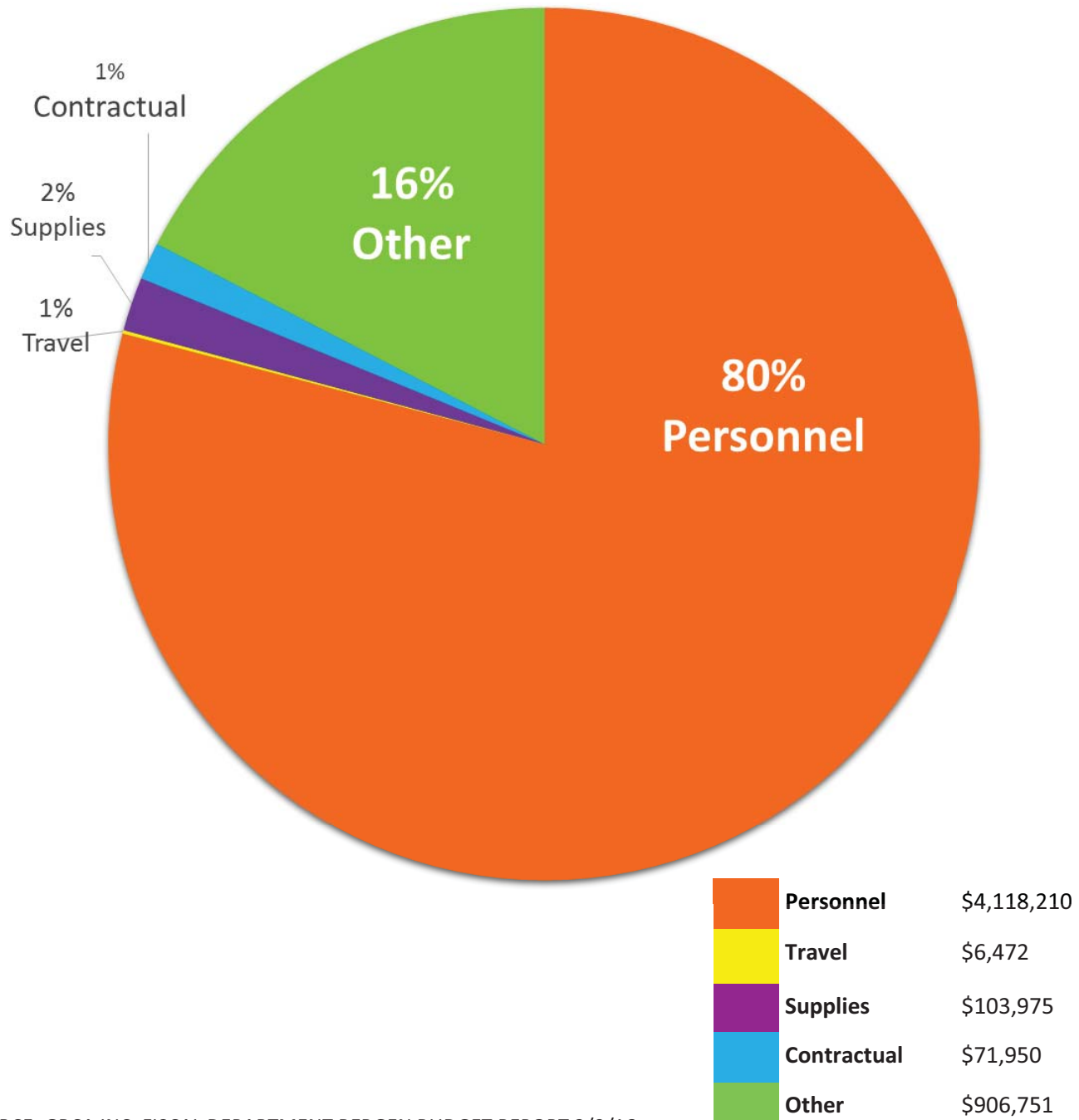


HEAD START/ EARLY HEAD START

Serving Bergen County, Jersey City, and Paterson, New Jersey

AGENCY BUDGET INFORMATION 2015

BERGEN COUNTY BUDGET INFORMATION



SOURCE: GBCA INC. FISCAL DEPARTMENT BERGEN BUDGET REPORT 3/9/16
BASE: 100% = \$5,207,358

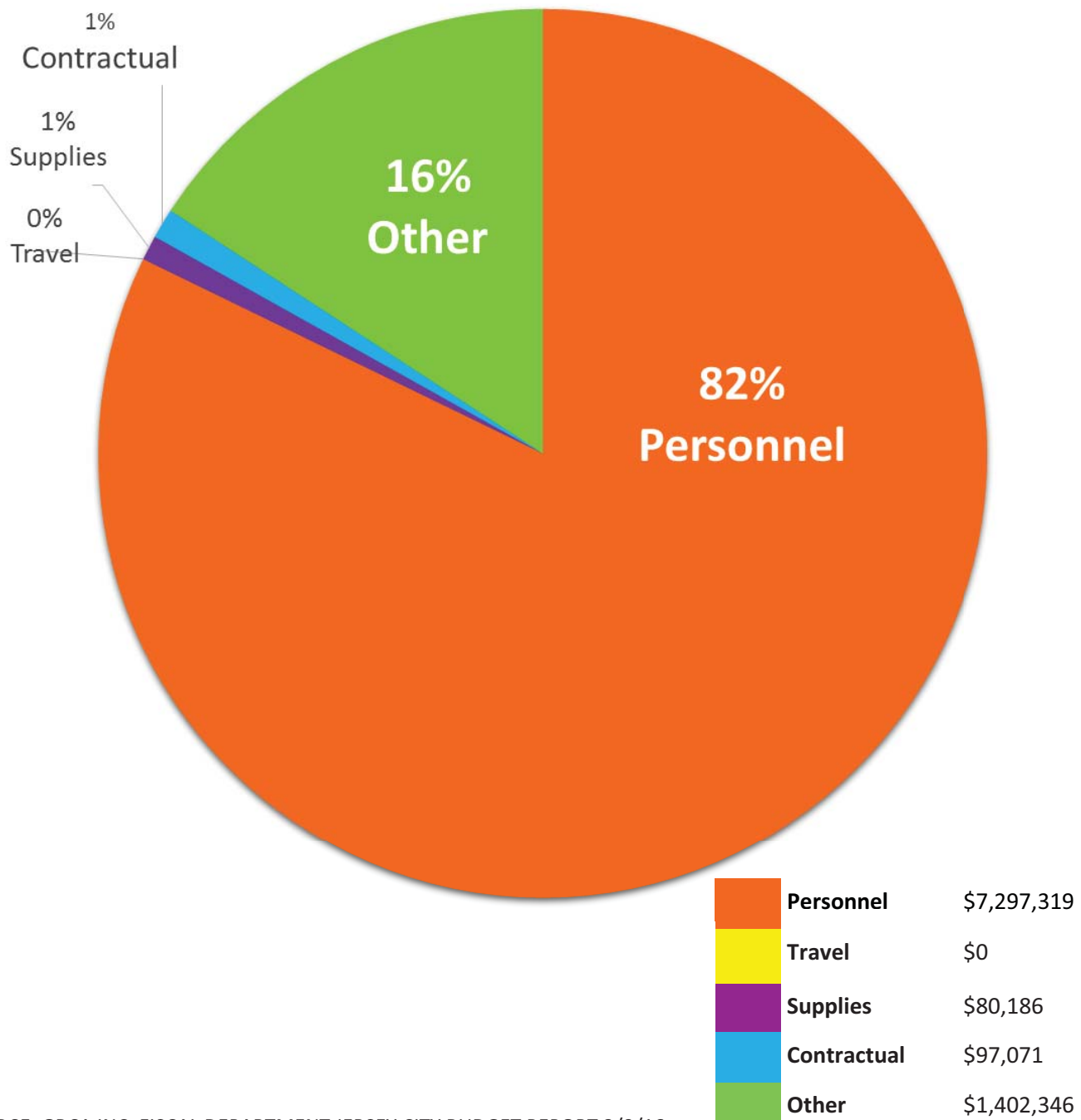


HEAD START/ EARLY HEAD START

Serving Bergen County, Jersey City, and Paterson, New Jersey

AGENCY BUDGET INFORMATION 2015

JERSEY CITY BUDGET INFORMATION



SOURCE: GBCA INC. FISCAL DEPARTMENT JERSEY CITY BUDGET REPORT 3/9/16
BASE: 100% = \$8,872,922

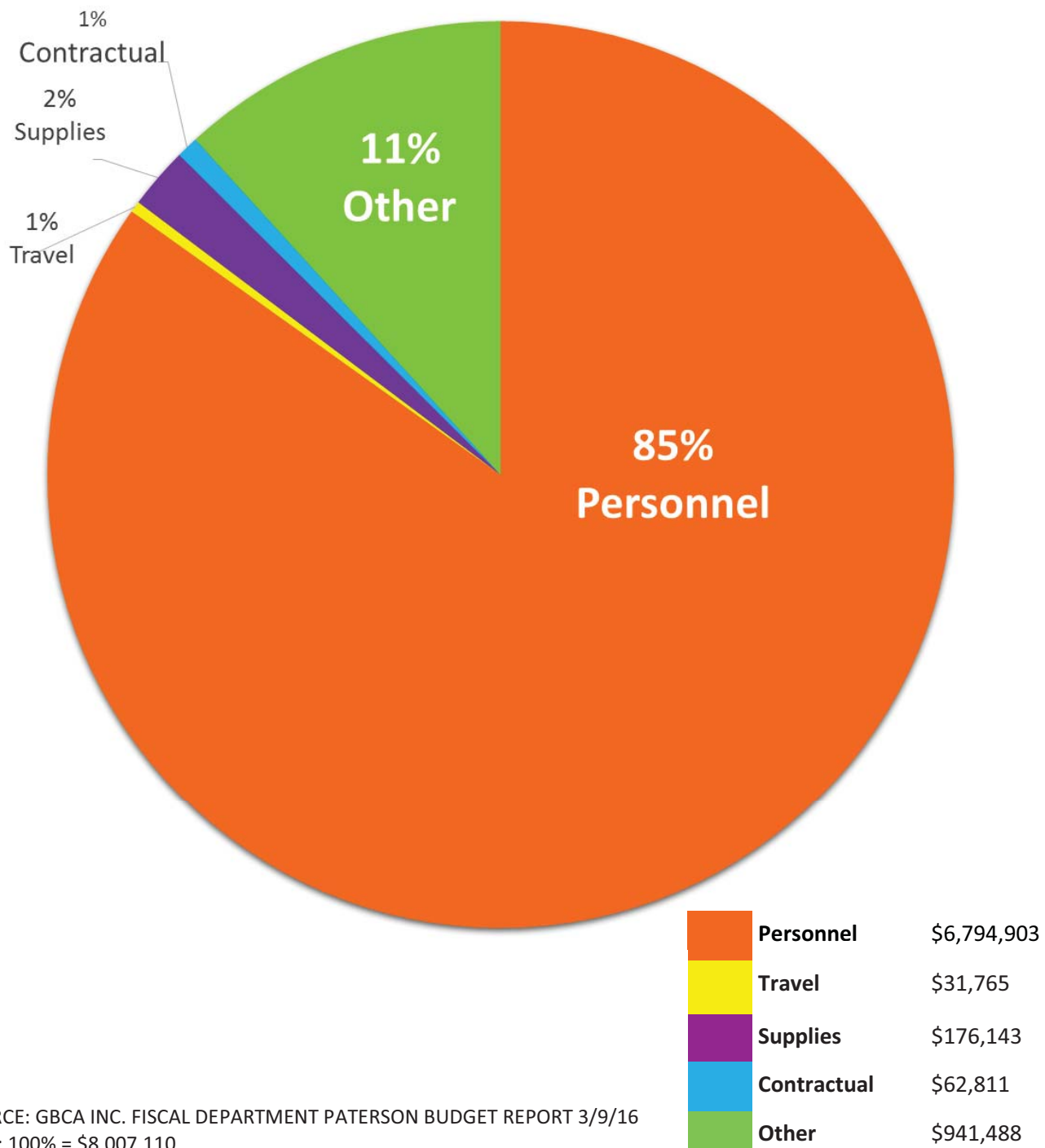


HEAD START/ EARLY HEAD START

Serving Bergen County, Jersey City, and Paterson, New Jersey

AGENCY BUDGET INFORMATION 2015

PATERSON BUDGET INFORMATION



SOURCE: GBCA INC. FISCAL DEPARTMENT PATERSON BUDGET REPORT 3/9/16
BASE: 100% = \$8,007,110

ANNUAL REPORT 2014 - 2015

SECTION 1B

School Readiness Plan and Outcomes 2015



www.HeadStartNow.org



HEAD START/ EARLY HEAD START

Serving Bergen County, Jersey City, and Paterson, New Jersey

Domain - Approaches to Learning: How children learn; the skills and behaviors that children use to engage in learning
Sub Domain Goals - Emotional and Behavioral Self Regulation (Executive Functioning); Initiative and Curiosity; Creativity

Sub Domain Alignments	Implementation	Staff	Documentation	Resources	Outcomes	Monitoring
Emotional and Behavioral Self-Regulation <u>NJ PreSch S/E Dev 0.3, 0.4, 0.5</u> <u>NJ Presch World Lang 7.1; TSI Gold Objective 11; High Scope KDI D</u> Cognitive Self Regulation <u>NJ Presch S/E Dev 0.2, 0.3</u> <u>TSI Gold Objective 11; High Scope KDI A, B</u> Initiative & Curiosity <u>NJ Presch S/E Dev 0.1</u> <u>NJ PreSch Technology 8.1, 8.2</u> <u>NJ Presch App to Learning 9.1</u> <u>TSI Gold Objective 11</u> <u>High Scope KDI A, BB, CC</u> Creativity <u>NJ Presch App to Learning 9.2</u> Music <u>NJ Presch Visual/Perf Arts 1.2</u> <u>TSI Gold Objective 34</u> <u>High Scope KDI Y</u> Creative Movement & Dance <u>NJ Presch Visual/Perf Arts 1.1</u> <u>TSI Gold Objective 35;</u> <u>High Scope KDI Z</u> Art <u>NJ Presch Visual/Perf Arts 1.5</u> <u>TSI Gold Objectives 11, 33</u> <u>High Scope KDI X</u> Drama <u>NJ Presch S/E Dev 0.5</u> <u>NJ Presch Visual/Perf Arts 1.3</u> <u>TSI Gold Objectives 11, 14, 30, 36</u> <u>High Scope KDI AA</u>	Creative Curriculum for Preschool and Creative Curriculum for Infants, Toddlers, and Twos; High Scope for Preschool and High Scope for Infants/Toddlers Classroom Centers Materials Child Observation Notes and Assessments Lesson Planning IEP, IFSP Family Partnership Agreement Team Meetings Parent Conferences Center Parent Meeting/ Trainings Bi Lingual Staff	Teachers, Assistants, Caregivers Family Workers Associate Director, Education Education Spec. Master (Lead) Teacher Associate Director Special Needs Disabilities Specialist Parent Activities Coordinator	Lesson Plans IEP, IFSP Observation Notes Team Meeting Notes Family Partnership Agreement	NJ DOE 2014 Preschool Teaching & Learning Standards DOE/Head Start Approved Curriculum NJ Birth to Three Early Learning Standards Performance Standards Head start Early Learning Outcomes Framework Ages Birth to Five Parent, Family, and Community Engagement Framework Community Referrals ECKLC NAEYC	Families will: 1. learn to observe, guide, promote, and participate in the everyday learning of their children at home and in the school and community; 2. Develop their own learning interests through education, training and other experiences that support their parenting career and life goals. Children will: 1. explore learning opportunities and demonstrate self-confidence and self-direction; 2. Be able to exhibit positive interactions with other children and adults; 3. Progress in their ability to engage in and appreciate visual and performing arts. Dual Language Learners will develop increased flexibility in thinking, working, memory, and sustained attention as they learn multiple languages.	Teaching Strategies Inc. GOLD or High Scope COR Child Development Assessments ECERS, ITERS, CLASS Observations Employee Annual Performance Evaluation



HEAD START/ EARLY HEAD START

Serving Bergen County, Jersey City, and Paterson, New Jersey

Domain - Social and Emotional Development: Positive development provides a critical foundation for lifelong development and learning
Sub Domain Goals - Relationships with Adults; Relationships with Other Children; Emotional Functioning; Sense of Identity and Belonging

Sub Domain Alignments	Implementation	Staff	Documentation	Resources	Outcomes	Monitoring
Relationships with Adults; Relationships with other Children NJ PresSch S/E Dev 0.4, 0.5 NJ PresSch Soc St, Family & Life Skills 6.2, 6.3 NJ PresSch World Lang 7.1 NJ PresSch App to Learning 9.3, 9.4; TSI Gold Objective 1.3; High Scope KDI E, F	S/E Screening with Parent Creative Curriculum for Preschool and Creative Curriculum for Infants, Toddlers, and Twos; High Scope for Preschool and High Scope for Infants/Toddlers Second Step Curriculum Classroom Rules Classroom Routines Child Observation Notes and Assessments Lesson Plans IEP, IFSP Team Meetings Parent Conferences Center Parent Meetings/ Trainings Bi Lingual Staff	Teachers, Assistants, Caregivers Associate Director, Special Services Associate Director, Education Education Spec. Master (Lead) Teacher Disabilities Specialist Intake Officer Family Workers Parent Activities Coordinator	Lesson Plans Observation Notes Program Tracking Forms IEP, IFSP	NJ DOE 2014 Preschool Teaching & Learning Standards DOE/Head Start Approved Curriculum NJ Birth to Three Early Learning Standards Performance Standards Head Start Early Learning Outcomes Framework Ages Birth to Five Parent, Family, and Community Engagement Framework Preschool Second Step ECKLC NAEYC Community Referrals	Families will: 1. Develop a greater understanding of positive social skills and reinforce them with their children; 2. Engage in transition plans; 3. Build positive parent/child relationships Children will: 1. Demonstrate positive ways of communicating and using problem solving skills; 2. Increase ability to interact appropriately with peers and adults to facilitate continued growth and development in all areas 3. Be supported in their cultural identity Dual Language Learners will develop increased flexibility in thinking, working, memory, and sustained attention as they learn multiple languages.	Teaching Strategies Inc. GOLD or High Scope COR Child Development Assessments ECERS, ITERS, CLASS Observations Employee Annual Performance Evaluation
Emotional Functioning NJ PresSch S/E Dev 0.3 TSI Gold Objective 1.1; High Scope KDI D, H						
Initiative & Curiosity NJ PresSch S/E Dev 0.1 NJ PresSch Technology 8.1, 8.2 NJ PresSch App to Learning 9.1 TSI Gold Objective 11 High Scope KDI A, BB, CC						
Sense of Identity and Belonging NJ PresSch S/E Dev 0.1, 0.2 NJ PresSch Soc St., Family & Life Skills 6.1, 6.4 NJ PresSch World Lang 7.1; TSI Gold Objectives 1, 29; High Scope KDI D, FF, GG, HH						



HEAD START/ EARLY HEAD START

Serving Bergen County, Jersey City, and Paterson, New Jersey

Domain - Language and Literacy: Fundamental to the human experience, essential to children's learning

Infant/Toddler Language and Communications Sub Domain Goals - Attending and Understanding; Communicating and Speaking; Vocabulary; Emergent Literacy

Preschool Language and Communications Sub Domain Goals - Attending and Understanding; Communicating and Speaking; Vocabulary

Preschool Literacy Sub Domain Goals - Phonological Awareness; Print and Alphabet Knowledge; Comprehension and Text Structure; Writing

Sub Domain Alignments	Implementation	Staff	Documentation	Resources	Outcomes	Monitoring
<u>I/T Lang. & Communication Attending & Understanding</u> TSI Gold Objective 8; HighS. KDI M, Q <u>Communicating & Speaking; Vocabulary</u> TSI Gold Objective 8, 9, 10; HighS. KDI L, M, Q <u>Emergent Literacy</u> TSI Gold Objective 12, 17, 18; HighS. KDI L, M, Q <u>PreKLang. & Communication Attending & Understanding</u> NJ Presch Eng Lang Arts, Speaking & Listening SJ, PK1 a,b,2,3,4,5; TSI Gold Obj 8; HighS. KDI M, Q <u>Communicating & Speaking; Vocabulary</u> NJ Presch Eng Lang Arts, Speaking & Listening L.PK.1 a-g, 2c, 4a, 5a-c, 6; TSI Gold Obj 8, 9, 10; HighS. KDI L, M, Q <u>Preschool Literacy Phonological Awareness</u> NJ Presch Eng Lang Arts RF.PK.3a,c; TSI Gold Obj 15; HighS. KDI N <u>Print & Alphabet Knowledge</u> NJ Presch Eng Lang Arts RF.PK.1a -d, 2; TSI Gold Obj 16, 17; HighS. KDI O <u>Comp. & Text Structure</u> NJ Presch Eng Lang Arts RF.PK.2a -c, 4; TSI Gold Obj 16, 17; HighS. KDI P <u>Writing</u> NJ Presch Eng Lang Arts W.PK.1, 2, 5-8; TSI Gold Obj 14, 19; HighS. KDI R	Creative Curriculum for Preschool and Creative Curriculum for Infants, Toddlers, and Twos; High Scope for Preschool and High Scope for Infants/Toddlers Classroom Centers Materials Child Observation Notes and Assessments Lesson Planning IEP, IFSP Team Meetings Family Partnership Agreement Parent Conferences Center Parent Meetings/ Trainings Bi Lingual Staff	Teachers, Assistants, and Caregivers Family Workers Associate Director, Special Services Associate Director, Education Education Spec. Master (Lead) Teacher Disabilities Specialist Intake Officer Parent Activities Coordinator	Lesson Plans IEP, IFSP Observation Notes Team Meeting Notes Family Partnership Agreement	NJ DOE 2014 Preschool Teaching & Learning Standards DOE/Head Start Approved Curriculum NJ Birth to Three Early Learning Standards Performance Standards Head Start Early Learning Outcomes Framework Ages Birth to Five Parent, Family, and Community Engagement Framework Preschool Second Step ECKLC NAEYC	Families will: 1. Develop their own learning interests through education, training, and other experiences that support their parenting, career, and life goals; 2. Begin to become life-long educators and learners; 3. Engage in transitions Children will: 1. Be able to listen to and respond to environmental sounds, directions, and conversations; 2. Be able to converse effectively in their home language, English, or sign language for a variety of purposes; 3. Be able to demonstrate emergent reading and writing skills Dual Language Learners will develop increased flexibility in thinking, working, memory, and sustained attention as they learn multiple languages.	Teaching Strategies Inc. GOLD or High Scope COR Child Development Assessments ECERS, ITERS, CLASS Observations Employee Annual Performance Evaluation



HEAD START/ EARLY HEAD START Serving Bergen County, Jersey City, and Paterson, New Jersey

Domain - Cognition: Reasoning, memory, problem solving, and thinking skills to help children understand and organize their world

Infant/Toddler Language and Communications Sub Domain Goals - Exploration and Discovery; Memory; Reasoning and Problem-Solving; Emergent Mathematical Thinking; Imitation and Symbolic Representation and play

Preschool Mathematics Development Sub Domain Goals - Counting and Cardinality; Operations and Algebraic Thinking; Measurement; Geometry and Spatial Sense
Preschool Scientific Reasoning Sub Domain Goals - Scientific inquiry; Reasoning and Problem Solving

Sub Domain Alignments	Implementation	Staff	Documentation	Resources	Outcomes	Monitoring
I/T Cognition Exploration and Discovery TSI Gold Objective 24, 25, 26, 27, 28; HighS. KDI BB, CC, DD, EE Memory Reasoning & Problem Solving TSI Gold Objective 11, 12, 13, 14; HighScope. KDI B, C, BB Emergent Math, Thinking Imitation & Symbolic Representation & Play TSI Gold Objective 11, 12, 13, 14, 20, 21, 22, 23, 28; HighScope KDI S, T, U, V, W PresSch. - Mathematics Dev. Attending & Understanding NJ Presch Mathematics Counting & Cardinality 4.1 Operations & Alg Thinking 4.2 Measurement 4.3 Geometry & Spatial Sense 4.4 NJ Presch App to Learning 9.1, 9.2, 9.3, 9.4; TSI Gold Objectives 11, 12, 13, 14, 20, 21, 22, 23, 28; High Scope KDI S, T, U, V, W Presch- Scientific Reasoning Scientific Inquiry Reasoning & Problem Solving NJ Preschool Science 5.1-5.5 TSI Gold Obj 15; HighS. KDI N NJ Presch App to Learning 9.1, 9.2, 9.3, 9.4; TSI Gold Objectives 24, 25, 26, 27, 28; High Scope KDI BB, CC, DD, EE	Creative Curriculum for Preschool and Creative Curriculum for Infants, Toddlers, and Twos; High Scope for Preschool and High Scope for Infants/Toddlers Classroom Centers Materials Child Observation Notes and Assessments Lesson Planning IEP, IFSP Team Meetings Parent Conferences Family Partnership Agreement Center Parent Meetings Bi Lingual Staff	Teachers, Assistants, and Caregivers Family Workers Associate Director, Education Education Spec. Master (Lead) Teacher Associate Director, Special Needs Disabilities Specialist Parent Activities Coordinator	Lesson Plans IEP, IFSP Observation Notes Team Meeting Notes Family Partnership Agreement	NJ DOE 2014 Preschool Teaching & Learning Standards DOE/Head Start Approved Curriculum NJ Birth to Three Early Learning Standards Performance Standards Head Start Early Learning Outcomes Framework Ages Birth to Five Parent, Family, and Community Engagement Framework Preschool Second Step ECKLC NAEYC	Families will partner in setting learning goals for their children Children will: 1. Be able to progress in their ability to solve problems using prior knowledge or understanding; 2. Demonstrate an understanding of the physical properties of living things, objects, and materials; 3. Progress in their abilities to use tools and technology to perform tasks; 4. Demonstrate an understanding of number and numerical operations Dual Language Learners will develop increased flexibility in thinking, working, memory, and sustained attention as they learn multiple languages.	Teaching Strategies Inc. GOLD or High Scope COR Child Development Assessments ECERS, ITERS, CLASS Observations Employee Annual Performance Evaluation



HEAD START/ EARLY HEAD START

Serving Bergen County, Jersey City, and Paterson, New Jersey

Domain - Perceptual, Motor, and Physical Development: Foundational to children's learning because it permits children to fully explore and function in their environment.

Infant/Toddler Sub Domain Goals - Perception; Gross motor; Fine Motor; Health, Safety, and Nutrition

Preschool Sub Domain Goals - Perception; Gross motor; Fine Motor; Health, Safety, and Nutrition

Sub Domain Alignments	Implementation	Staff	Documentation	Resources	Outcomes	Monitoring
I/7 Perception TSI Gold Objective 29, 30; HighScope. KDI I, J Gross Motor Fine Motor <u>NJ Presch</u> Health, Safety & Phys Ed 2.4; TSI Gold Objectives 4, 5, 6, 7; High Scope KDI I,J Health, Safety and Nutrition <u>NJ Presch</u> Health, Safety & Phys Ed 2.1, 2.2, 2.35.1-5.5 <u>NJ Presch</u> App to Learning 9.1, 9.1, 9.3, 9.4; TSI Gold Objectives 29 High Scope KDI K	Application and Intake Process Creative Curriculum for Preschool and Creative Curriculum for Infants, Toddlers, and Twos; High Scope for Preschool and High Scope for Infants/Toddlers Screenings within 45 days of entry Preservice and Inservice Training Family Partnership Agreement Classroom dental experiences Communications with Parents Health practices embedded in routines Classroom Materials Lesson Plans IEP, IFSP Team Meetings Parent Conferences Center Parent Meetings/ Trainings Bi Lingual Staff	Intake Officer Health Specialist and Assistants Family Workers Associate Director, Education Associate Director, Special Services Education Spec. Master (Lead) Teacher Disabilities Specialist Teachers, Assistants, and Caregivers Nutrition Consultant Food Service Parent Activities Coordinator	Intake Documents Classroom Schedules Team Meeting Notes Family Partnership Agreement	NJ DOE 2014 Preschool Teaching & Learning Standards DOE/Head Start Approved Curriculum NJ Birth to Three Early Learning Standards Performance Standards Head Start Early Learning Outcomes Framework Ages Birth to Five Parent, Family, and Community Engagement Framework ECKLC NAEYC Community Referrals Local Health Dept. Health Advisory Board	Parents are informed about ongoing health status and will complete regular checkups Parents and families are safe and healthy Children will: 1. Be able to perform age appropriate personal care tasks; 2. Will be able to demonstrate development in traveling skills, balancing skills, and increasing proficiency in fine motor skills; 3. Are ready for school and to sustain development and learning goals Dual Language Learners will develop increased flexibility in thinking, working, memory, and sustained attention as they learn multiple languages.	Teaching Strategies Inc. GOLD or High Scope COR Child Development Assessments ECERS, ITTERS, CLASS Observations Employee Annual Performance Evaluation



HEAD START/ EARLY HEAD START

Serving Bergen County, Jersey City, and Paterson, New Jersey

SCHOOL READINESS GOALS: OUTCOMES

BERGEN COUNTY

Category of Development	Children Succeeding
Identifies names and letters	98%
Engages in sociodramatic play	98%
Interacts with peers	97%
Shows flexibility and inventiveness in thinking	96%
Uses emergent reading skills	96%
Writes names	96%
Follows directions	94%
Uses writing and drawing tools	93%
Responds to emotional cues	92%
Shows curiosity and motivation	91%
Counts	85%

JERSEY CITY

Category of Development	Children Succeeding
Identifies names and letters	99%
Shows flexibility and inventiveness in thinking	99%
Engages in sociodramatic play	98%
Writes names	97%
Uses and expanding expressive vocabulary	97%
Interacts with peers	97%
Uses emergent reading skills	97%
Follows directions	96%
Uses writing and drawing tools	96%
Compares and measures	95%
Responds to emotional cues	95%
Uses conventional grammar	95%
Understands shapes	91%
Shows curiosity and motivation	90%

PATERSON

Category of Development	Children Succeeding	Category of Development	Children Succeeding
Gained knowledge of self and others	100%	Aware of natural and physical world	84%
Developed skills to use tools and technology	100%	Able to speak clearly	84%
Developed counting skills	100%	Exhibited knowledge of alphabet	83%
Enjoyed reading book	100%	Understands Patterns	83%
Engages in cooperative play	99%	Compares and measures	75%
Able to classify objects	98%	Exhibits problem solving with materials	74%
Engages in pretend play	97%	Mastered gross motor skills	72%
Participated in opportunities involving movement	95%	Recognizes and understands shapes	64 %
Mastered fine motor skills	93%		

ANNUAL REPORT 2014 - 2015

SECTION 2A

BERGEN COUNTY HEAD START



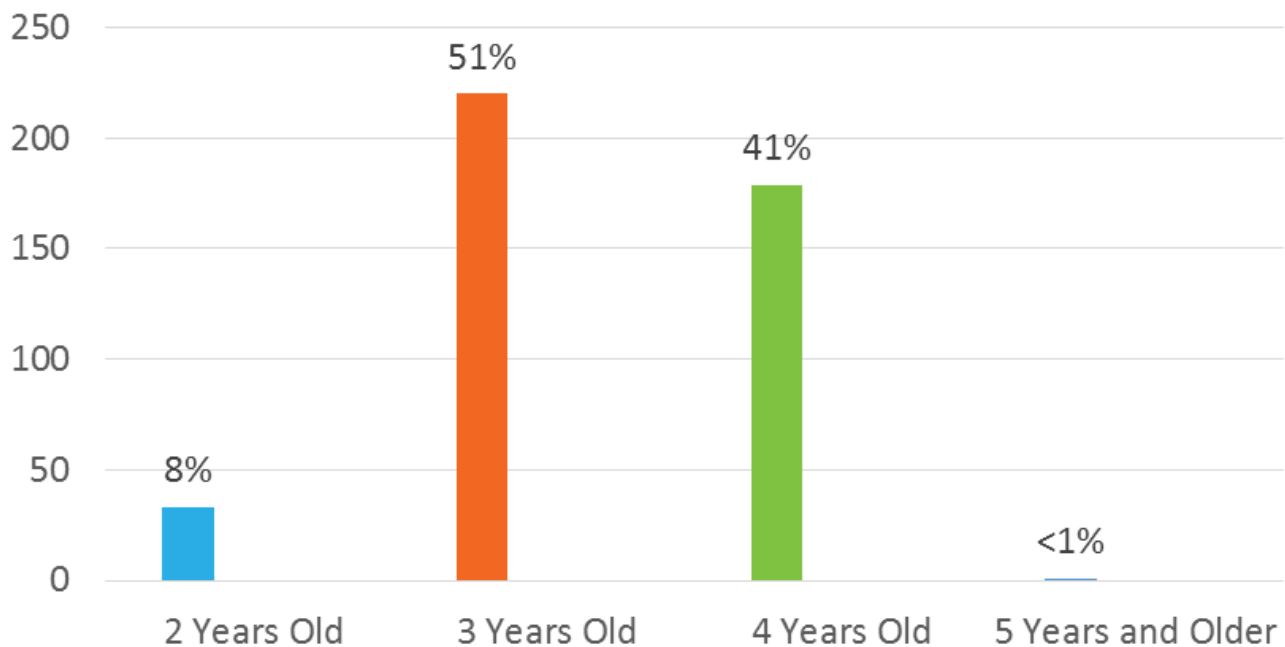
www.HeadStartNow.org

Bergen County HEADSTART

**Funded
Head Start
Enrollment:
429**



CHILDREN BY AGE*



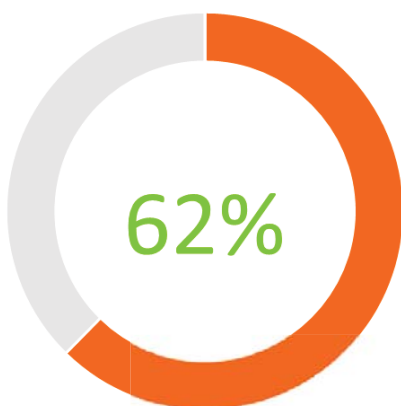
SOURCE: 2014-2015 Head Start Program Information Report Bergen County

*BASE: 100% = 433 Total Children Served

Bergen County HEADSTART

Type of Eligibility

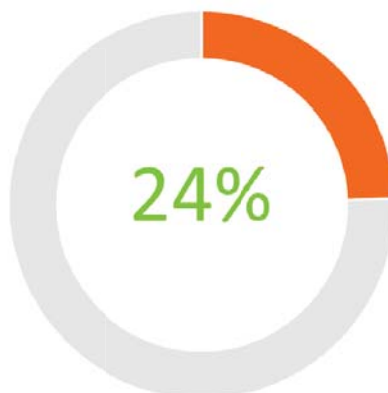
Income below 100% of
federal poverty line



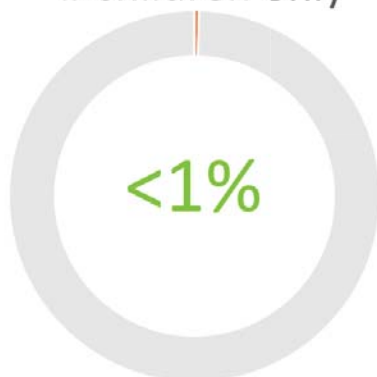
Receipt of public assistance
such as TANF, SSI



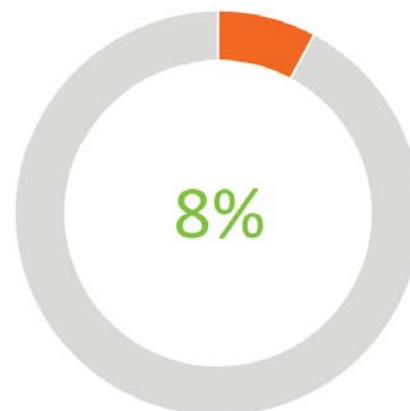
Income between 100% and 130%
below federal poverty line



Status as a foster child
children only



Over income

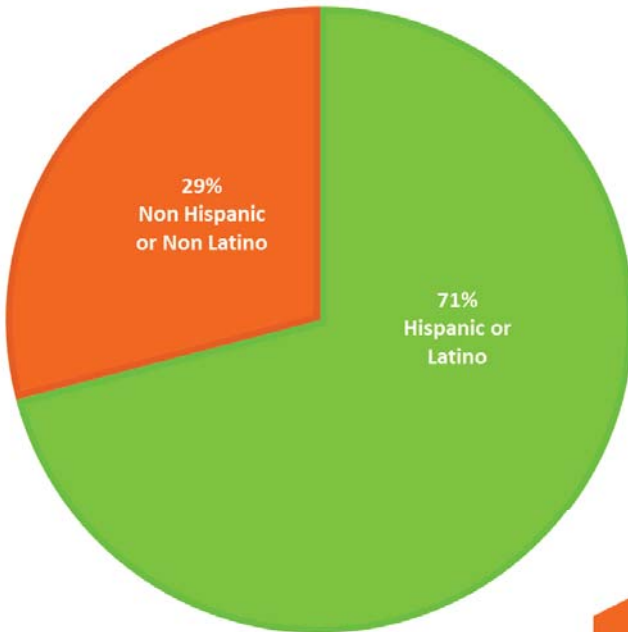


SOURCE: 2014-2015 Head Start Program Information Report Bergen County
BASE: 100% = 433 Total Children Served

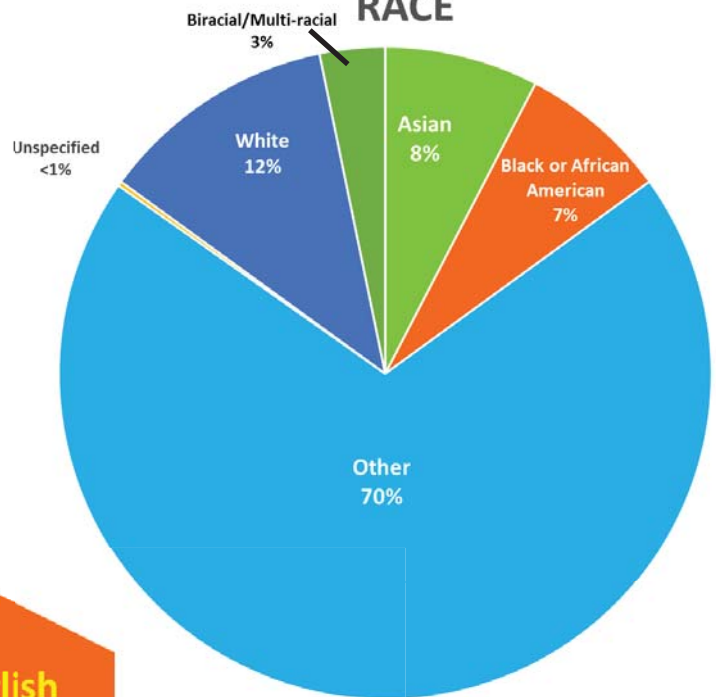
Bergen County HEADSTART

CHILDREN/FAMILY

ETHNICITY



RACE



LANGUAGE SPOKEN AT HOME

SOURCE: 2014-2015 Head Start Program Information Report Bergen County
BASE: 100% = 433 Total Children Served

Bergen County HEADSTART

Program Staff and Qualifications



of Classroom Teachers and Assistant Teachers with a
Bachelor degree in Early Childhood Education or
other related major:

20

of Classroom Teachers and Assistant Teachers with a
Child Development Associate (CDA) or an **Associate degree**
in Early Childhood Education or other related major:

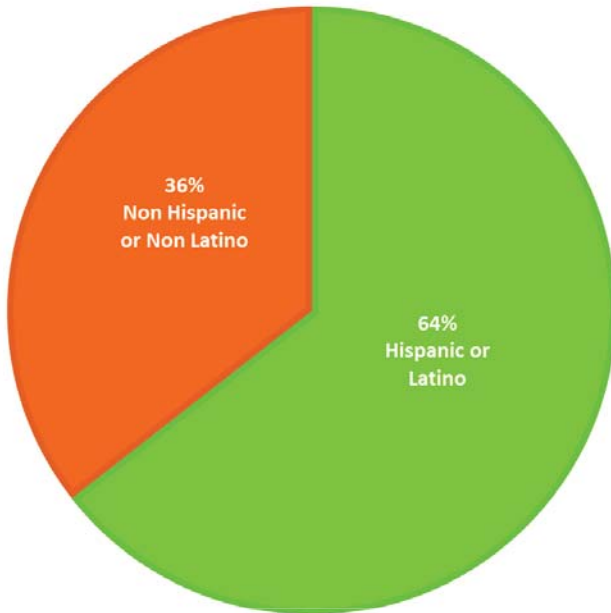
24

SOURCE: 2014-2015 Head Start Program Information Report Bergen County
BASE: 100% = 45 Total Teachers and Assistant Teachers

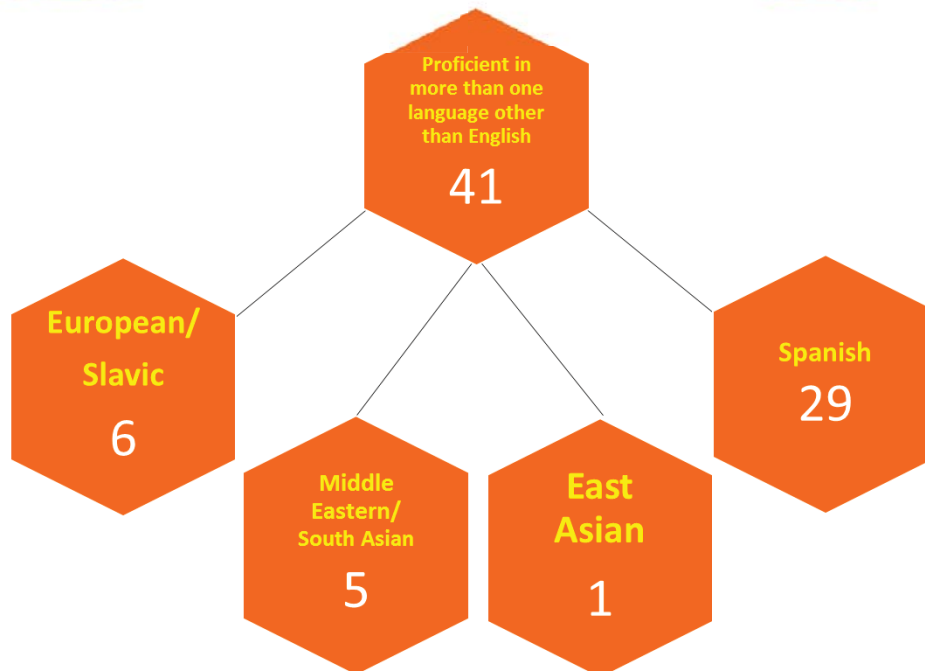
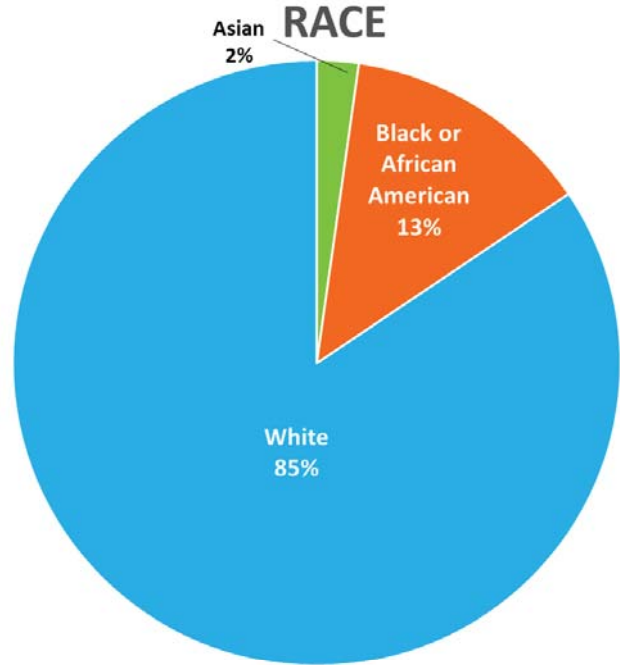
Bergen County HEADSTART

CHILD DEVELOPMENT STAFF

ETHNICITY



RACE



LANGUAGE

SOURCE: 2014-2015 Head Start Program Information Report Bergen County
BASE: 100% = 45 Total Teachers and Assistant Teachers

Bergen County HEADSTART

96% of our children



have some type of health insurance



have an ongoing source of continuous accessible healthcare



are up-to-date on a schedule of age appropriate preventative and primary healthcare



are up-to-date on all immunizations appropriate for their age



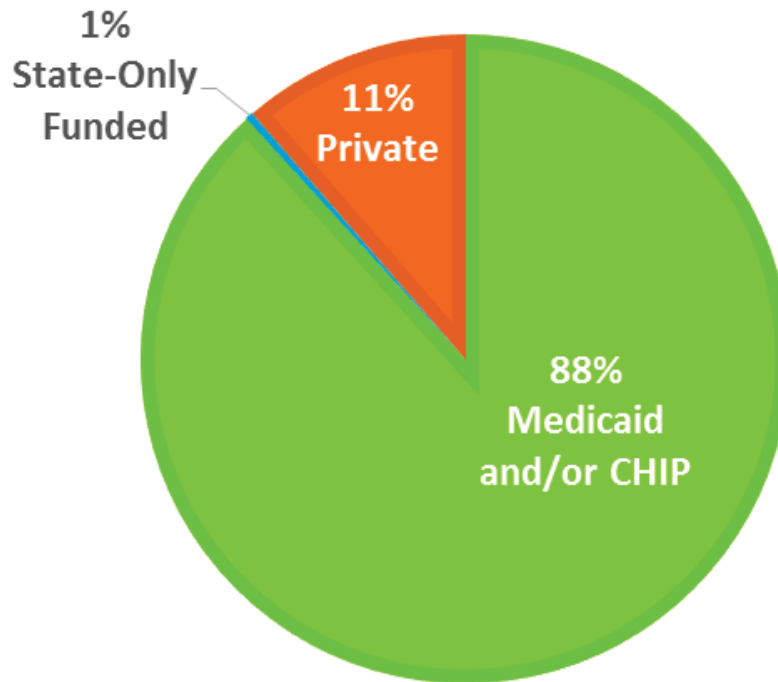
have continuous, accessible dental care provided by a dentist



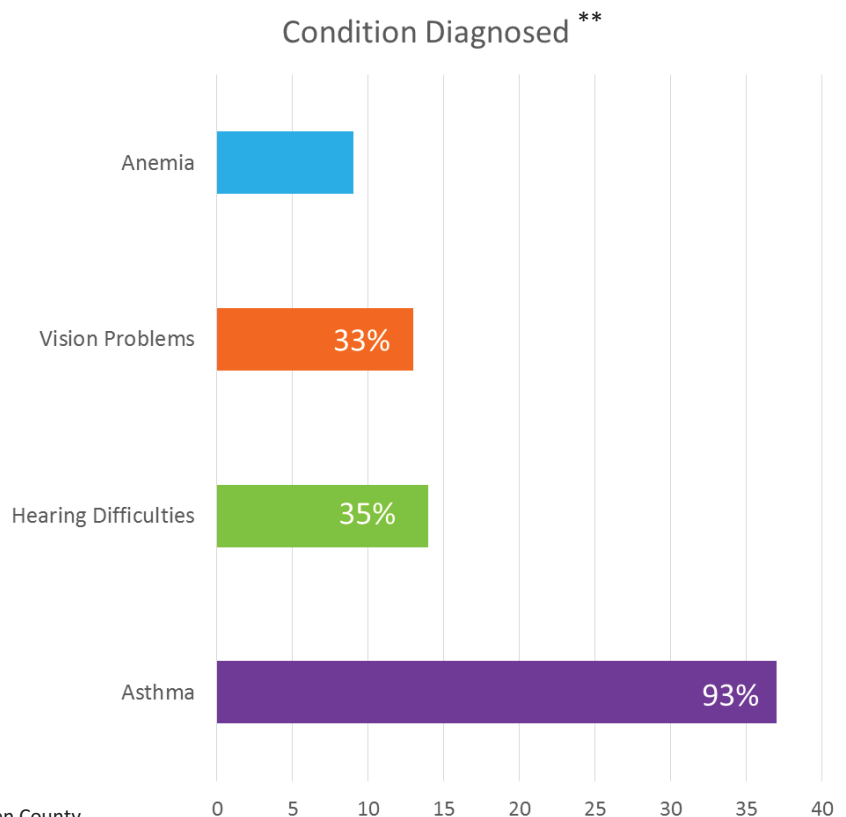
Have received preventative care since last year

Bergen County HEADSTART

CHILDREN'S HEALTH INSURANCE *



40 children
were diagnosed
with a chronic
condition needing
medical treatment



SOURCE: 2014-2015 Head Start Program Information Report Bergen County

BASE: *100% = 433 Total Children Served; **100% = 40 children diagnosed with chronic condition needing medical treatment

Bergen County HEADSTART

Average hours per operating month a mental health professional spends on site: **140**

NUMBER OF CHILDREN FOR WHOM MENTAL HEALTH PROFESSIONAL...

...consulted with program staff about child's behavior/mental health: **46**

Of these, provided 3 or more consultations with program staff since last year's PIR: **31**

...consulted with parent/guardian about child's behavior/mental health: **46**

Of these, provided 3 or more consultations with parent/guardian since last year's PIR: **8**

...provided an individual mental health assessment: **10**
...facilitated a referral for mental health services: **46**

Children referred by the program for mental health services: **10**
Children received mental health services since last PIR: **6**

NUMBER OF CHILDREN WHO HAVE IEP (DETERMINED ELIGIBLE BY THE LEA TO RECEIVE SPECIAL EDUCATION AND RELATED SERVICES):

34

21

Prior to this enrollment year

13

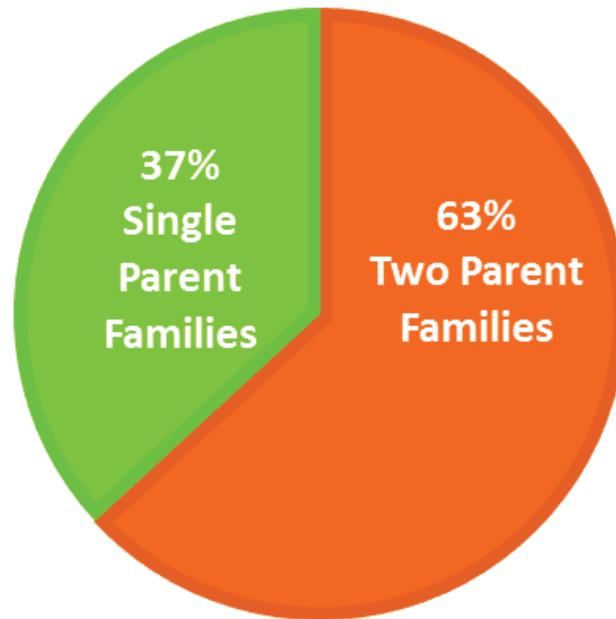
During this enrollment year

SOURCE: 2014-2015 Head Start Program Information Report Bergen County

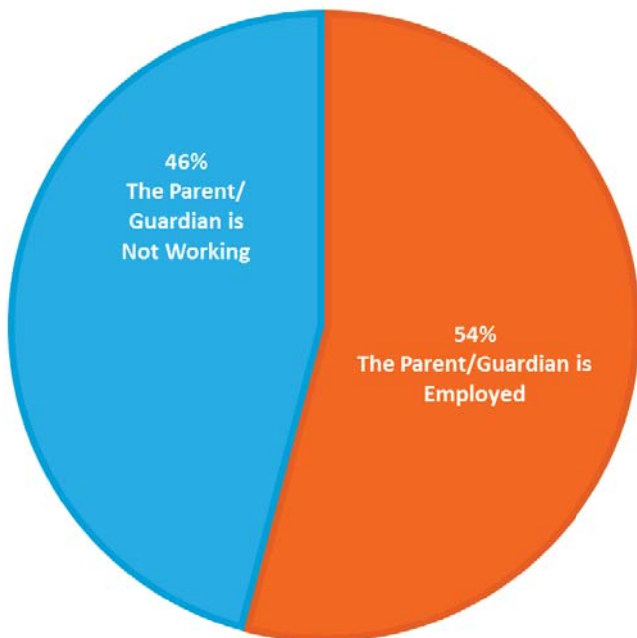
Bergen County HEADSTART

FAMILY AND COMMUNITY PARTNERSHIPS

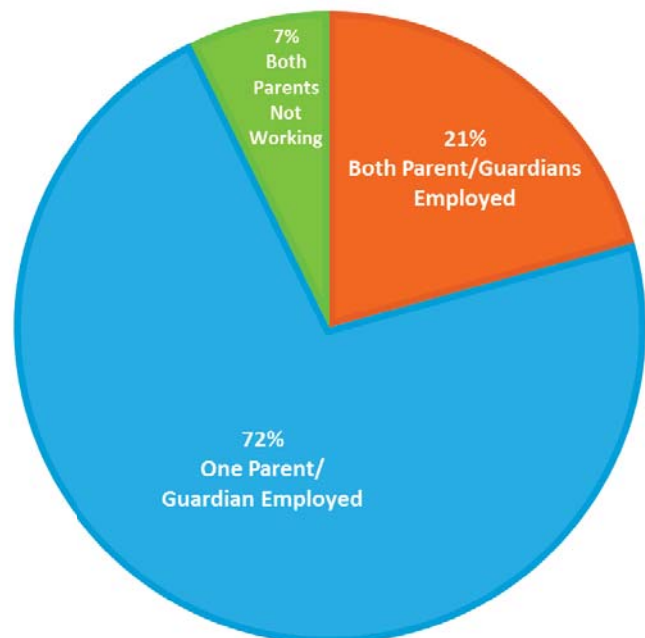
369 FAMILIES



SINGLE PARENT FAMILIES**



TWO PARENT FAMILIES ***



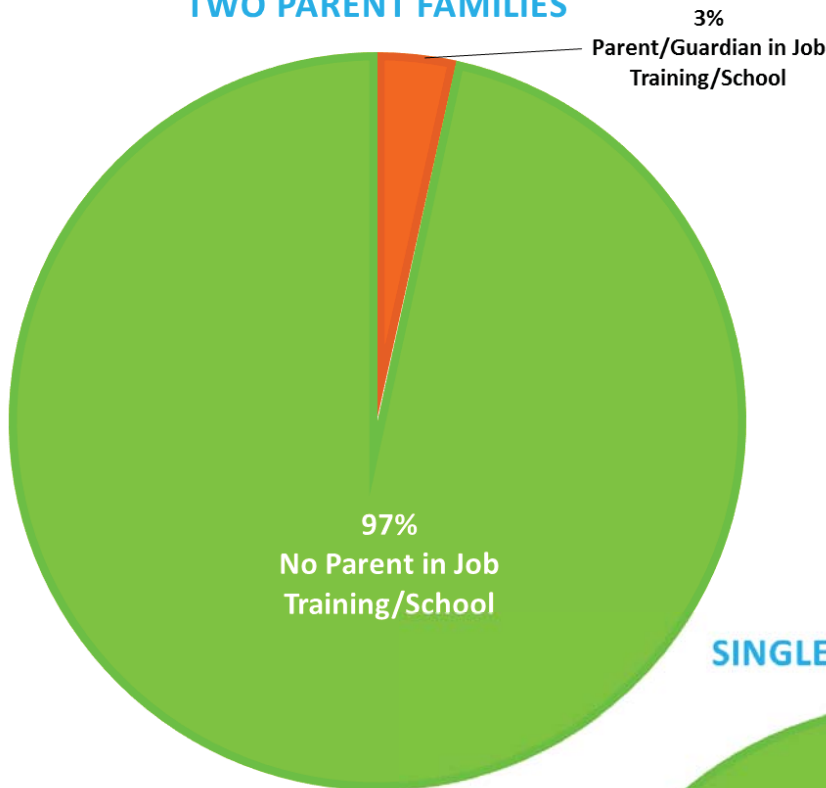
SOURCE: 2014-2015 Head Start Program Information Report Bergen County

BASE: *100% = 369 Total Families Served; **100% = 136 Single Parent/Guardian Families; *** 100% = 233 Two Parent/Guardian Families

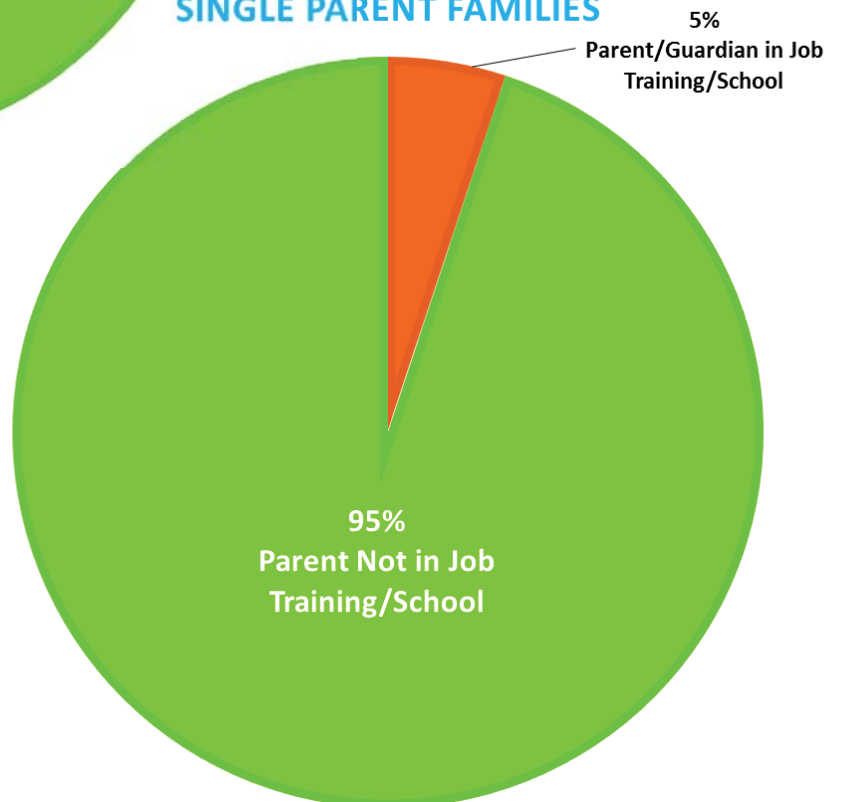
Bergen County HEADSTART

FAMILY JOB TRAINING/SCHOOL

TWO PARENT FAMILIES ***



SINGLE PARENT FAMILIES **



SOURCE: 2014-2015 Head Start Program Information Report Bergen County

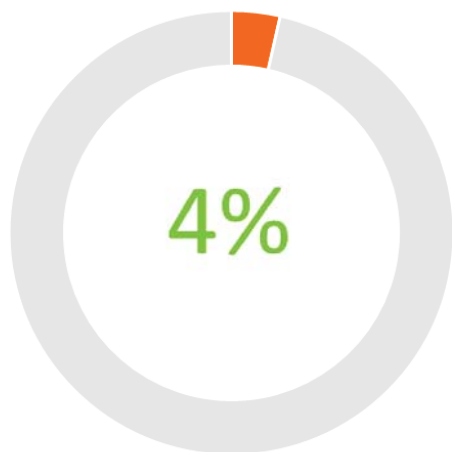
BASE: *100% = 369 Total Families Served; **100% = 136 Single Parent/Guardian Families; *** 100% = Two Parent/Guardian Families

Bergen County HEADSTART

Federal/Other Assistance Received by Families

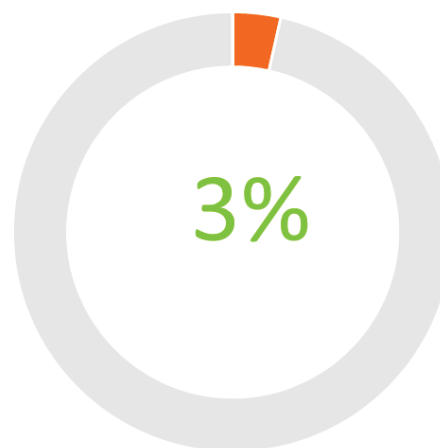
TANF

Federal Temporary Assistance
for Needy Families



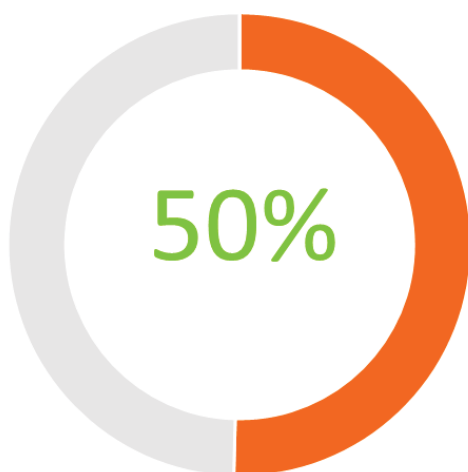
SSI

Supplemental Security Income



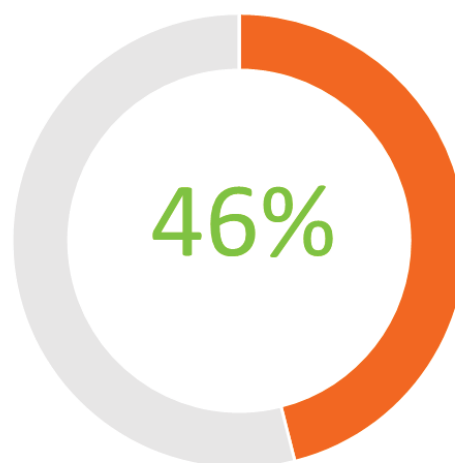
WIC

Special Supplemental Nutrition Program
for Women, Infants, and Children



SNAP

Special Supplemental Nutrition
Assistance Program



SOURCE: 2014-2015 Head Start Program Information Report Bergen County
BASE: *100% = 369 Total Families Served

Bergen County HEADSTART

FAMILIES WHO HAVE RECEIVED SERVICES SINCE LAST YEAR'S PIR

				One or More Service(s) 100%	Parenting Education 100%
Health Education 100%	Job Training 100%	Substance Abuse Prevention 100%	Housing Assistance 71%		
ESL Training (English as Second Language) 63%	Emergency Crisis Intervention 57%	Adult Ed (GED and college selection) 21%	Mental Health Service(s) 17%		
Relationship/ Marriage Education 3%	Child Abuse/ Neglect Services 2%	Child Support Assistance 1%	Domestic Violence Services <1 %		

SOURCE: 2014-2015 Head Start Program Information Report Bergen County
BASE: *100% = 369 Total Families Served

Bergen County HEADSTART

187 enrolled children have a father or father figure who participates in a regularly scheduled Father's group.



SOURCE: 2014-2015 Head Start Program Information Report Bergen County

*BASE: 100% = 433 Total Children Served

ANNUAL REPORT 2014 - 2015

SECTION 2B

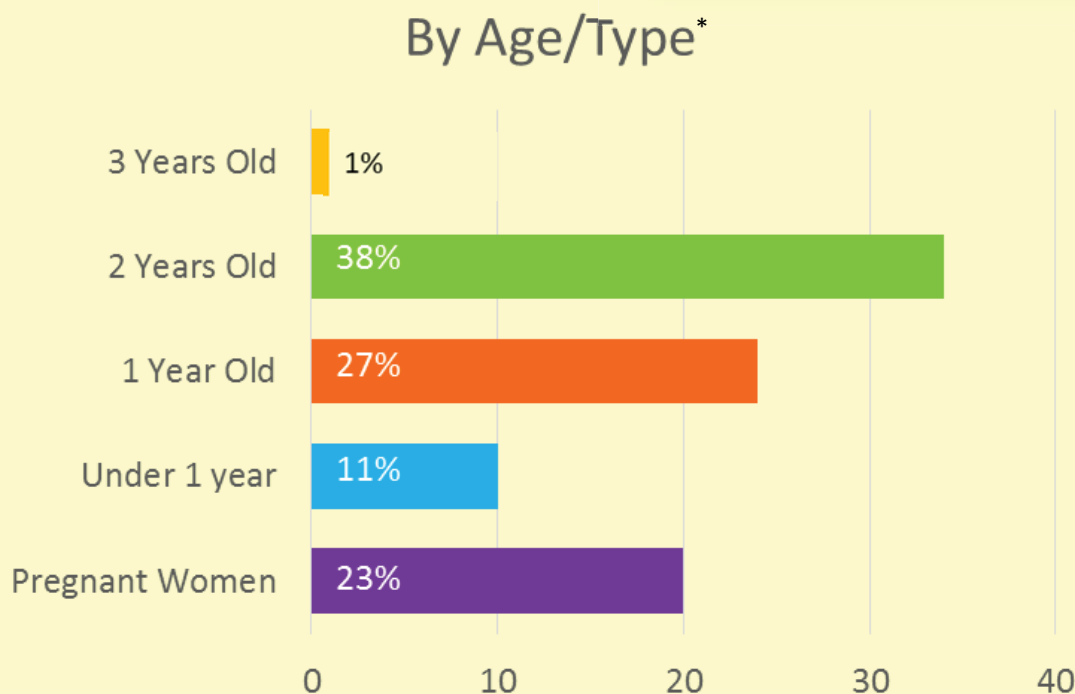
BERGEN COUNTY EARLY HEAD START



www.HeadStartNow.org

Bergen County EARLY HEADSTART

**Funded
Early Head
Start
Enrollment:
72**

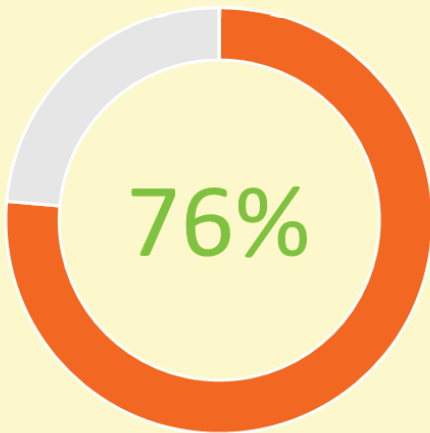


SOURCE: 2014-2015 Early Head Start Program Information Report Bergen County
BASE: *100% = 89 Total Children/Women Served

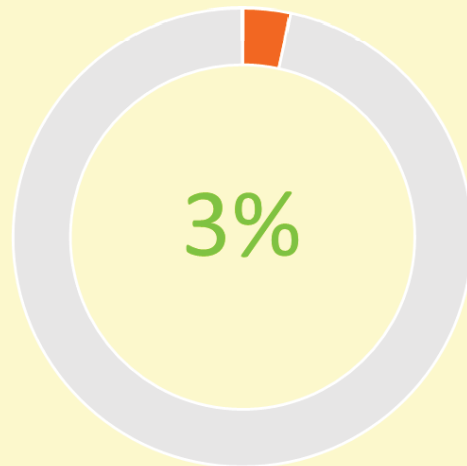
Bergen County EARLY HEADSTART

Type of Eligibility

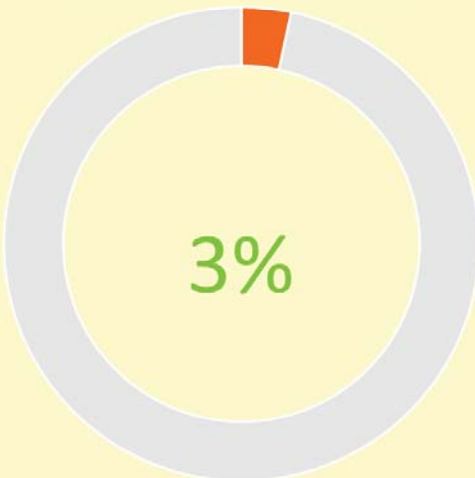
Income below 100% of
federal poverty line



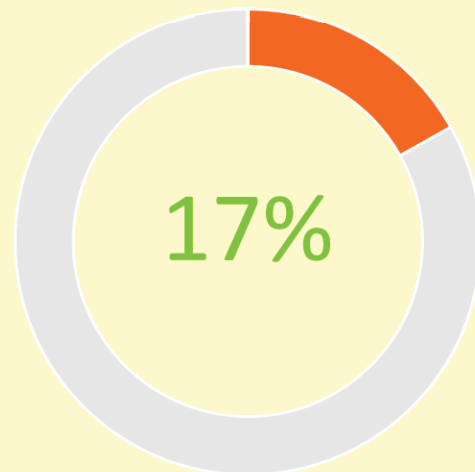
Receipt of public assistance
such as TANF, SSI



Over income



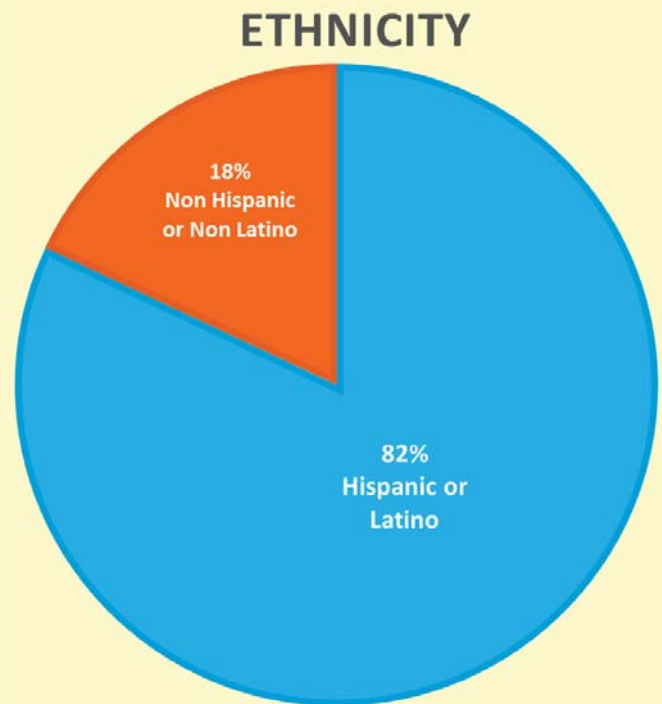
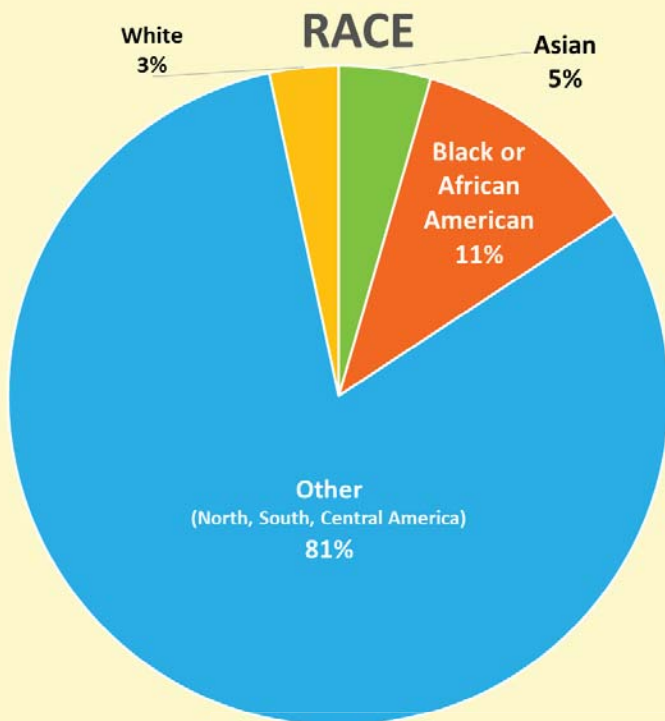
Income between 100% and 130%
below federal poverty line



SOURCE: 2014-2015 Early Head Start Program Information Report Bergen County
BASE: *100% = 89 Total Children/Women Served

Bergen County

EARLY HEADSTART



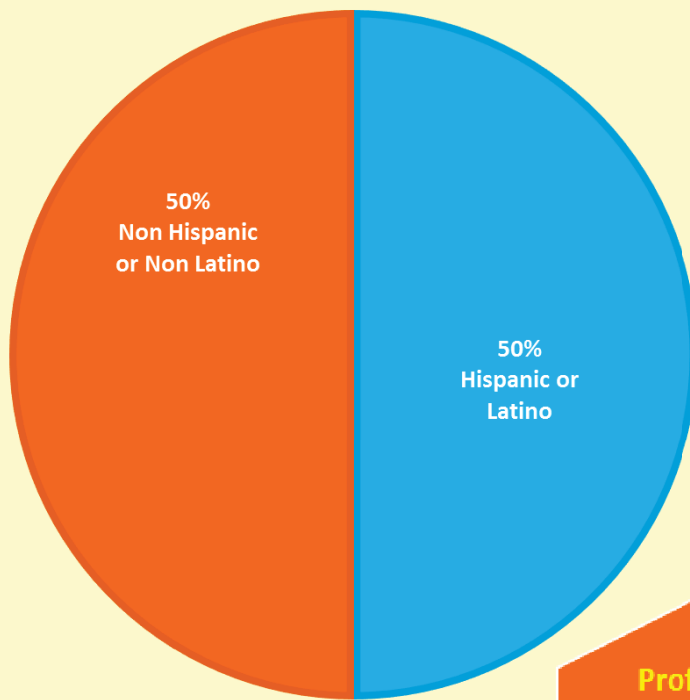
LANGUAGE SPOKEN AT HOME

SOURCE: 2014-2015 Early Head Start Program Information Report Bergen County
BASE: *100% = 89 Total Children/Women Served

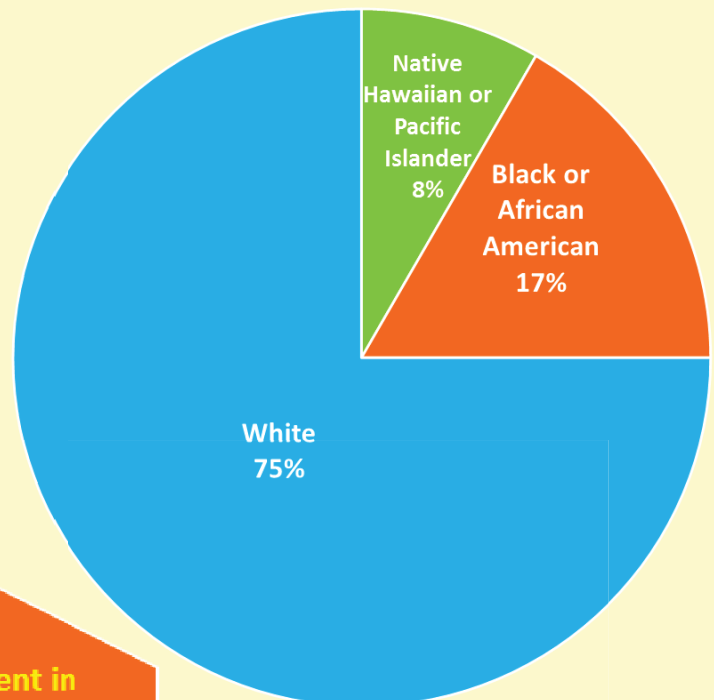
EARLY HEADSTART

CHILD DEVELOPMENT STAFF

ETHNICITY



RACE



Proficient in
language
other than
English

7

Spanish

6

Pacific
Island
Languages

1







Language

SOURCE: 2014-2015 Early Head Start Program Information Report Bergen County
BASE: 100% = 12 Total Non Supervisory Child Development Staff






Bergen County

EARLY HEADSTART

100% of our children*

-  have some type of health insurance
 -  have an ongoing source of continuous accessible healthcare
 -  are up-to-date on a schedule of age appropriate preventative and primary healthcare
 -  are up-to-date on all immunizations appropriate for their age
 -  have continuous, accessible dental care provided by a dentist
 -  up-to-date on a schedule of age-appropriate preventative and primary oral health care
-

100% of our pregnant clients**

-  have some type of health insurance
-  have received prenatal healthcare
-  have received prenatal education on fetal development
-  have received information on the benefits of breastfeeding
-  have received a professional dental examination since last PIR

SOURCE: 2014-2015 Early Head Start Program Information Report Bergen County
BASE: 100% = *69 Total Children Served; **20 Total Women Served

EARLY HEADSTART

Average hours per operating month a
mental health professional spends on site:

140

NUMBER OF CHILDREN FOR WHOM MENTAL HEALTH PROFESSIONAL...

...consulted with program staff
about child's behavior/
mental health: 11

of these, provided 3 or more
consultations with program staff
since last year's PIR: 6

Provided an individual mental
health assessment: 5

Facilitated a referral for mental
health services: 11

...consulted with parent/guardian
about child's behavior/
mental health: 11

Facilitated a referral for mental
health services: 2

Children referred by the program
for mental health services: 4

Children received mental health
services since last PIR: 4

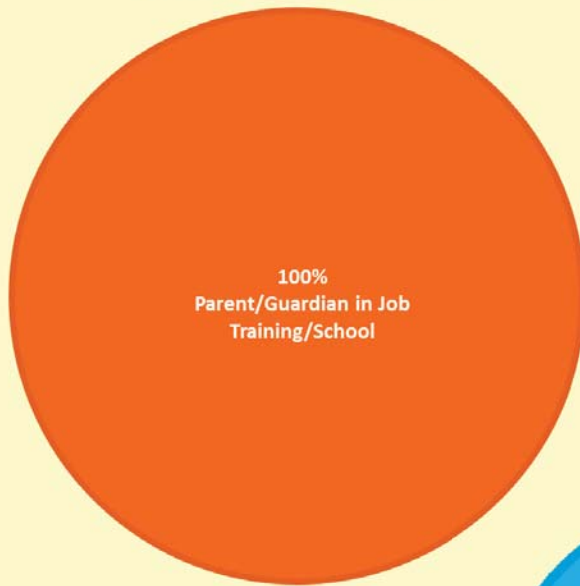
Enrolled in program who have an individualized Family Service Plan
and are eligible to receive early intervention serviced under the
Individuals with Disabilities Education Act: 17

SOURCE: 2014-2015 Early Head Start Program Information Report Bergen County

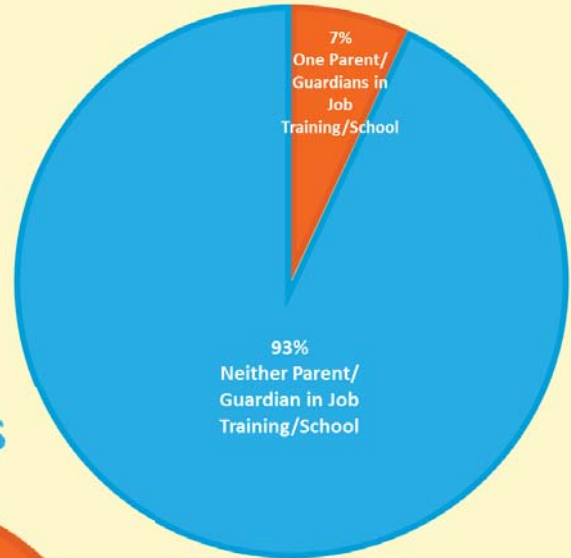
Bergen County EARLY HEADSTART

FAMILY AND COMMUNITY PARTNERSHIPS

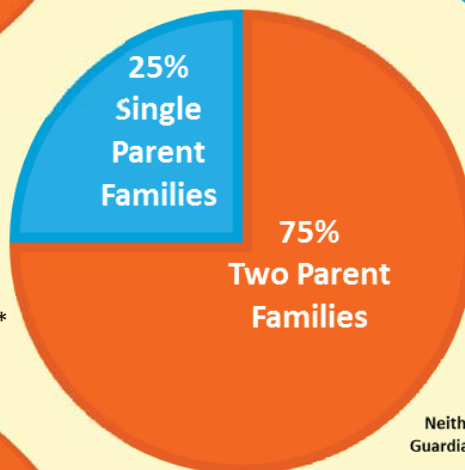
SINGLE PARENT FAMILIES**



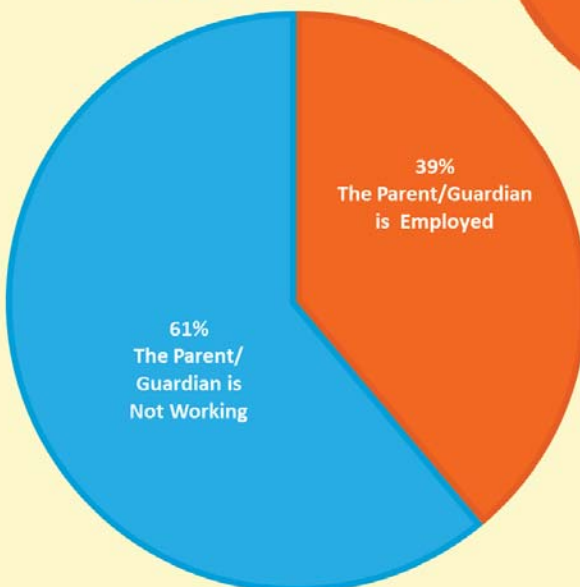
TWO PARENT FAMILIES ***



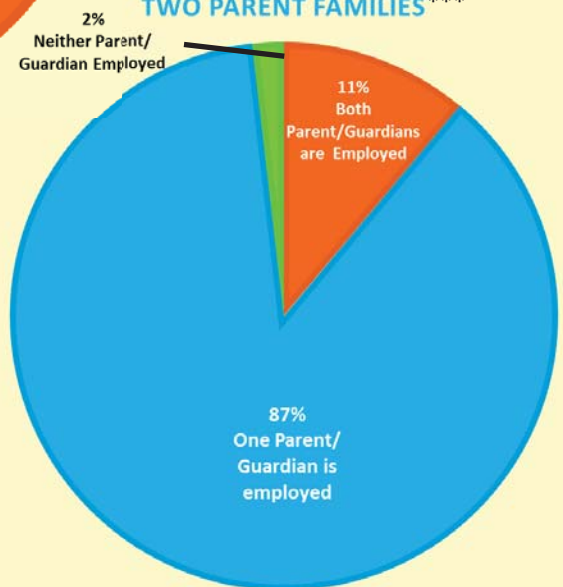
72 FAMILIES



SINGLE PARENT FAMILIES**



TWO PARENT FAMILIES ***



SOURCE: 2014-2015 Early Head Start Program Information Report Bergen County

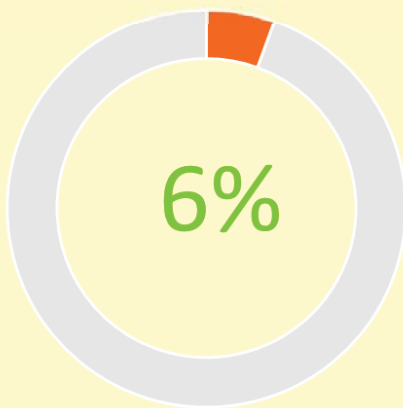
BASE: *100% = 72 Total Families Served; **100% = 18 Single Parent/Guardian Families; *** 100% = 54 Two Parent/Guardian Families

EARLY HEADSTART

Federal/Other Assistance Received by Families

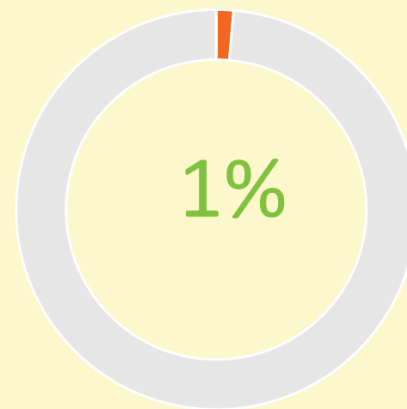
TANF

Federal Temporary Assistance
for Needy Families



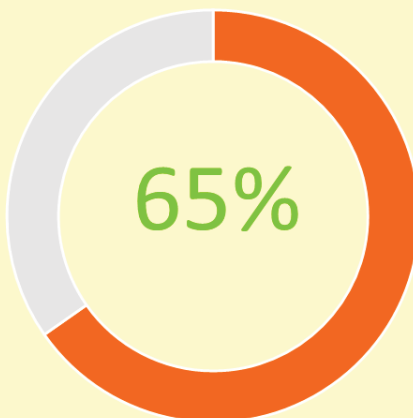
SSI

Supplemental Security Income



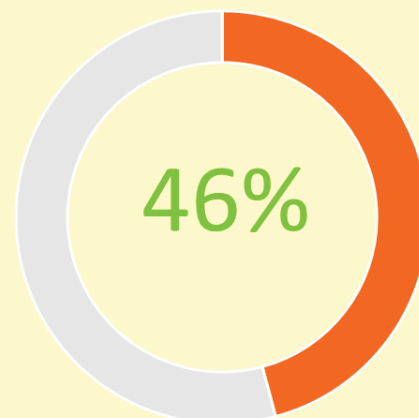
WIC

Special Supplemental Nutrition Program
for Women, Infants, and Children



SNAP

Special Supplemental Nutrition
Assistance Program



SOURCE: 2014-2015 Early Head Start Program Information Report Bergen County
BASE: *100% = 72 Total Families Served

EARLY HEADSTART

**FAMILIES WHO
HAVE RECEIVED
SERVICES SINCE
LAST YEAR'S PIR**

**One or More
Service(s)**

100%

**Parenting
Education**

100%

**Health
Education**

100%

ESL Training
(English as Second
Language)

76%

**Substance
Abuse
Prevention**

58%

**Emergency
Crisis
Intervention**

51%

**Mental
Health
Service(s)**

44%

**Housing
Assistance**

33%

Job Training

31%

Adult Ed
(GED and college
selection)

7%

**Relationship/
Marriage
Education**

3%

**Child Abuse
and Neglect
Services**

3%

**Child
Support
Assistance**

11%

SOURCE: 2014-2015 Early Head Start Program Information Report Bergen County
BASE: *100% = 72 Total Families Served

Bergen County **EARLY HEADSTART**

43 enrolled children have a father or father figure who participates in program organized and regularly scheduled Father's group.



SOURCE: 2014-2015 Early Head Start Program Information Report Bergen County

ANNUAL REPORT 2014 - 2015

SECTION 3A

JERSEY CITY HEAD START



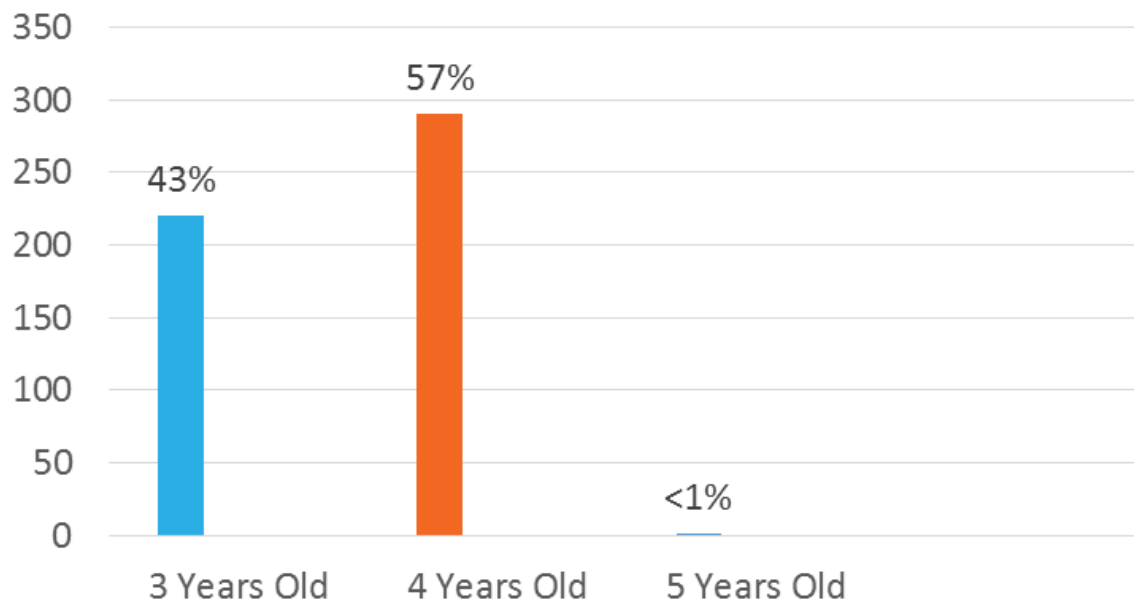
www.HeadStartNow.org

Jersey City HEADSTART

**Funded
Head Start
Enrollment:
512**



CHILDREN BY AGE*



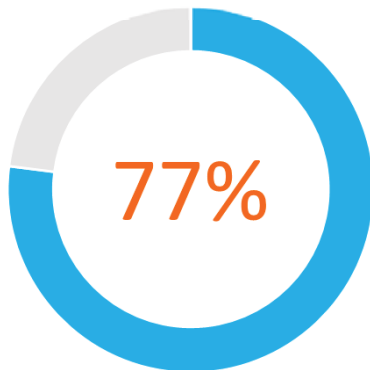
SOURCE: 2014-2015 Head Start Program Information Report Jersey City

BASE: 100% = 511 Total Children Served

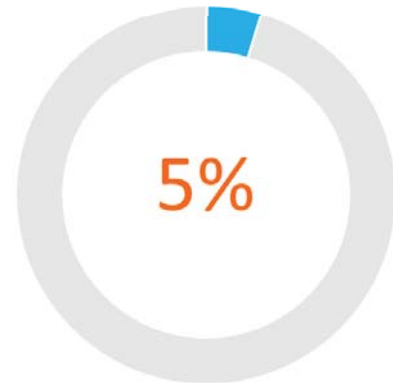
Jersey City HEADSTART

Type of Eligibility

Income below 100% of
federal poverty line



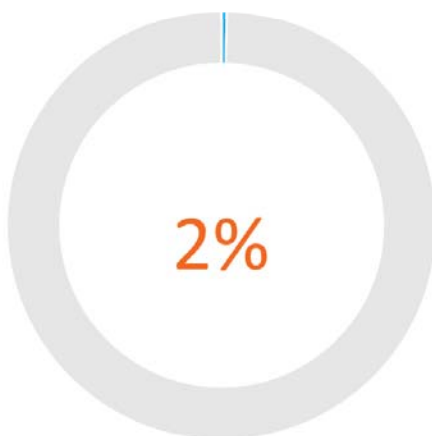
Income between 100% and 130%
below federal poverty line



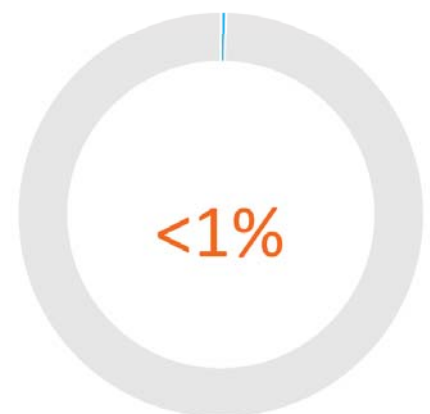
Receipt of public assistance
such as TANF, SSI



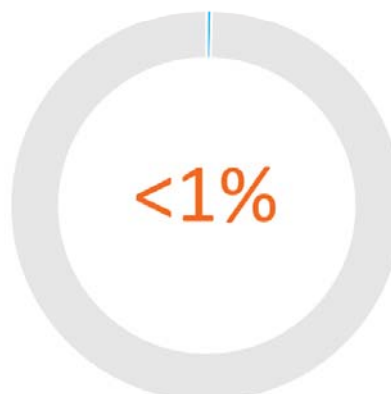
Over income



Status as homeless



Status as a foster child
children only

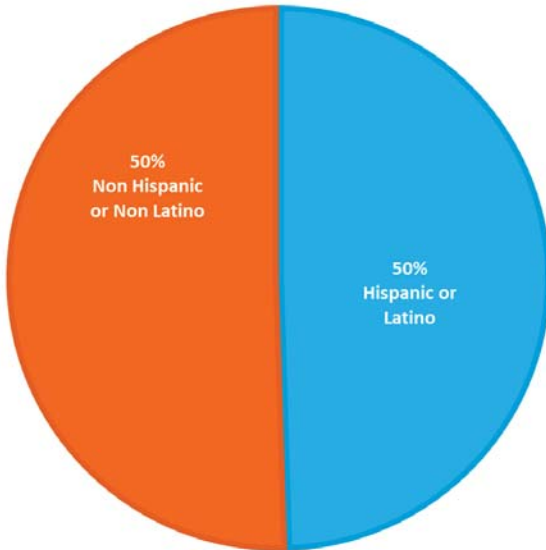


SOURCE: 2014-2015 Head Start Program Information Report Jersey City

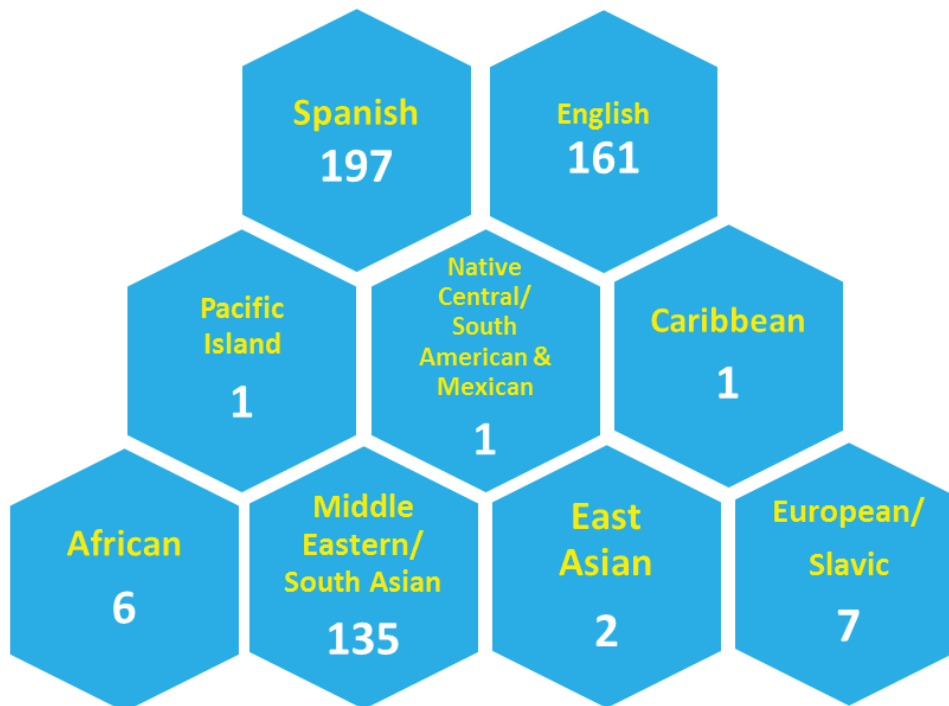
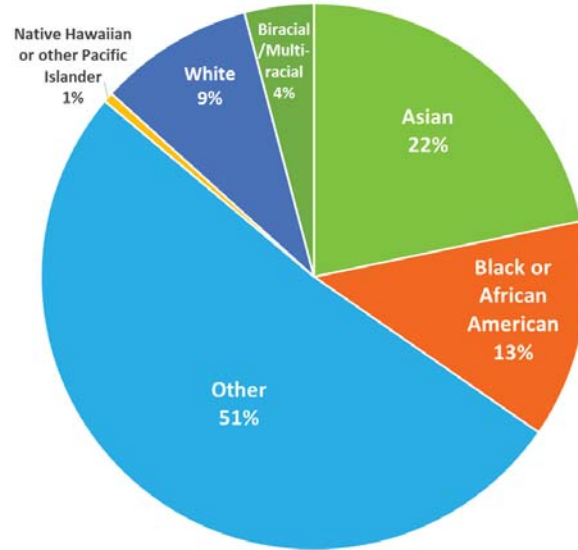
BASE: 100% = 511 Total Children Served

Jersey City HEADSTART

ETHNICITY



RACE



LANGUAGE SPOKEN AT HOME

SOURCE: 2014-2015 Head Start Program Information Report Jersey City

BASE: 100% = 511 Total Children Served

Jersey City HEADSTART

Program Staff and Qualifications



of Classroom Teachers and Assistant Teachers with a
Bachelor degree in Early Childhood Education or
other related major:

36

of Classroom Teachers and Assistant Teachers with an
Associate degree in Early Childhood Education or
other related major:

29

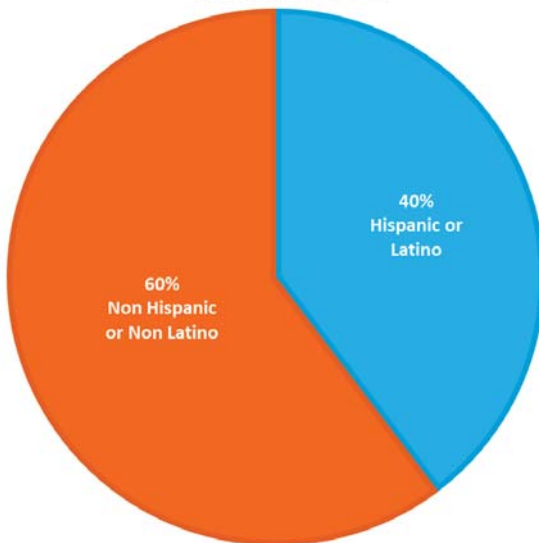
SOURCE: 2014-2015 Head Start Program Information Report Jersey City

BASE: 100% = 68 Total Teachers and Assistant Teachers

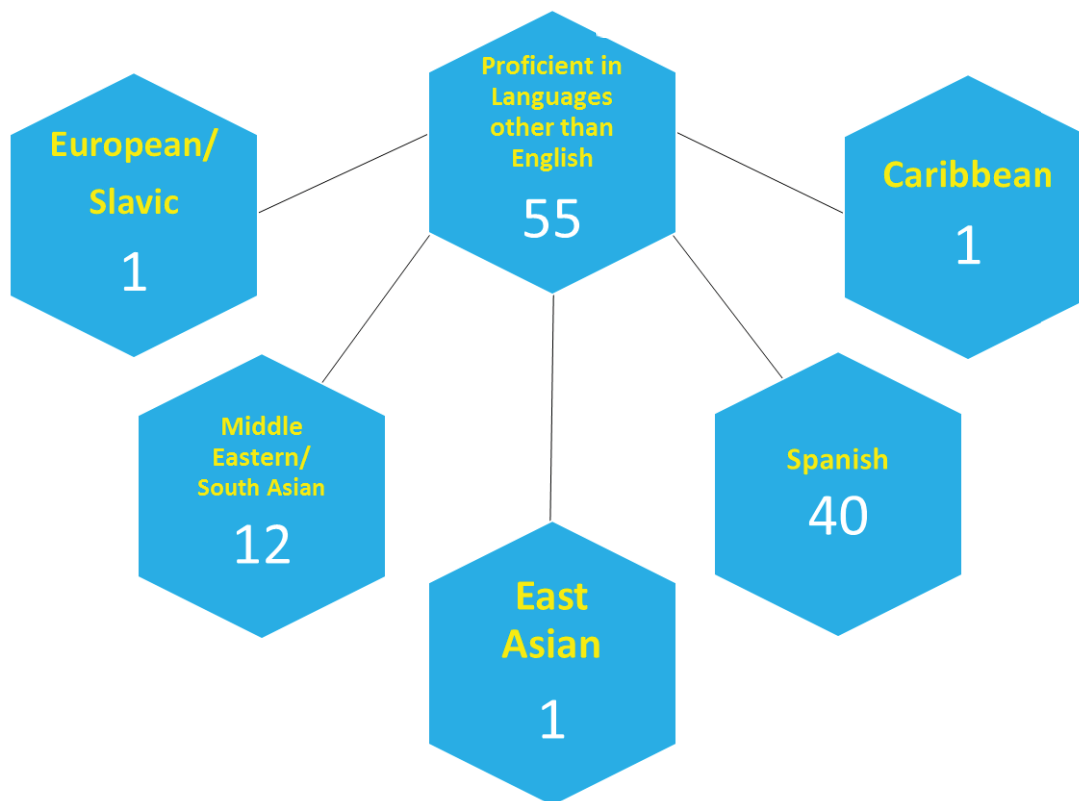
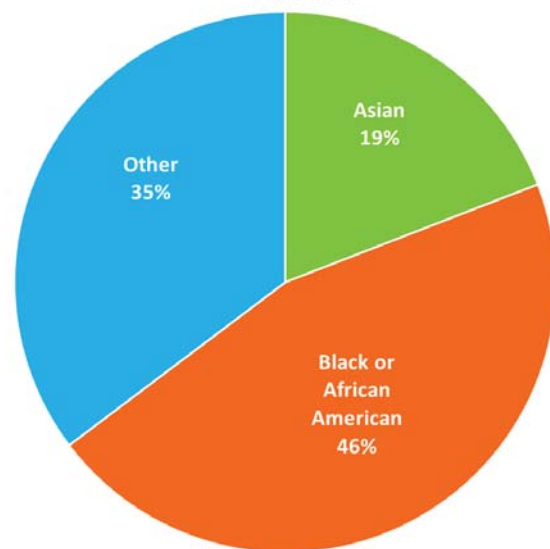
Jersey City HEADSTART

CHILD DEVELOPMENT STAFF

ETHNICITY



RACE



LANGUAGE

SOURCE: 2014-2015 Head Start Program Information Report Jersey City

BASE: 100% = 68 Total Teachers and Assistant Teachers

Jersey City

HEADSTART

100% of our children



have some type of health insurance



have an ongoing source of continuous accessible healthcare



are up-to-date on a schedule of age appropriate preventative and primary healthcare



are up-to-date on all immunizations appropriate for their age



have continuous, accessible dental care provided by a dentist



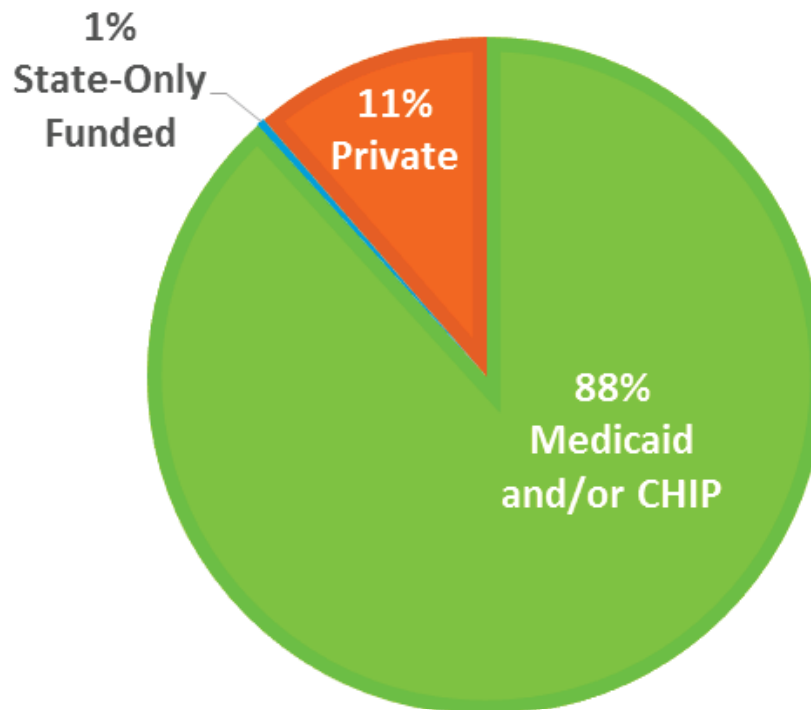
Have received preventative care since last year

SOURCE: 2014-2015 Head Start Program Information Report Jersey City

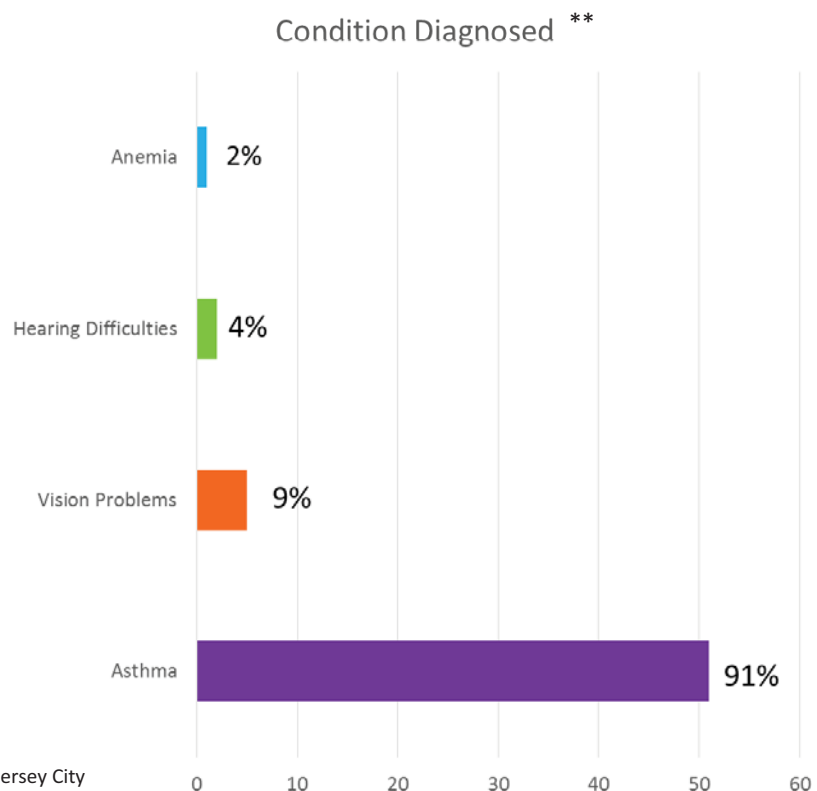
BASE: 100% = 511 Total Children Served

Jersey City HEADSTART

CHILDREN'S HEALTH INSURANCE *



56 children
were diagnosed
with a chronic
condition needing
medical treatment



SOURCE: 2014-2015 Head Start Program Information Report Jersey City

BASE: *100% = 511 Total Children Served; **100% = 56 children diagnosed with chronic condition needing medical treatment

Jersey City HEADSTART

Average hours per operating month a mental health professional spends on site: **140**

NUMBER OF CHILDREN FOR WHOM MENTAL HEALTH PROFESSIONAL...

Consulted with program staff about child's behavior/mental health: **43**

Of these, provided 3 or more consultations with program staff since last year's PIR: **29**

Consulted with parent/guardian about child's behavior/mental health: **43**

Of these, provided 3 or more consultations with parent/guardian since last year's PIR: **3**

Provided an individual mental health assessment: **5**
Facilitated a referral for mental health services: **43**

Referred by the program for mental health services: **10**

NUMBER OF CHILDREN WHO HAVE IEP (DETERMINED ELIGIBLE BY THE LEA TO RECEIVE SPECIAL EDUCATION AND RELATED SERVICES):

27

13

Prior to this enrollment year

14

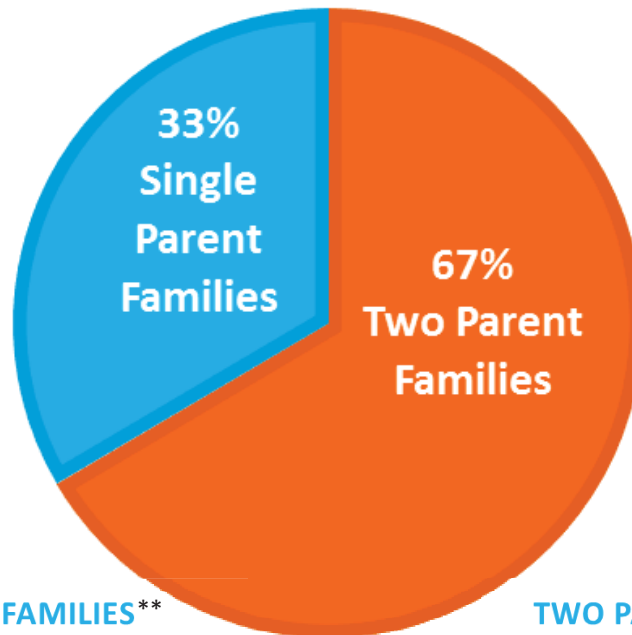
During this enrollment year

SOURCE: 2014-2015 Head Start Program Information Report Jersey City

Jersey City HEADSTART

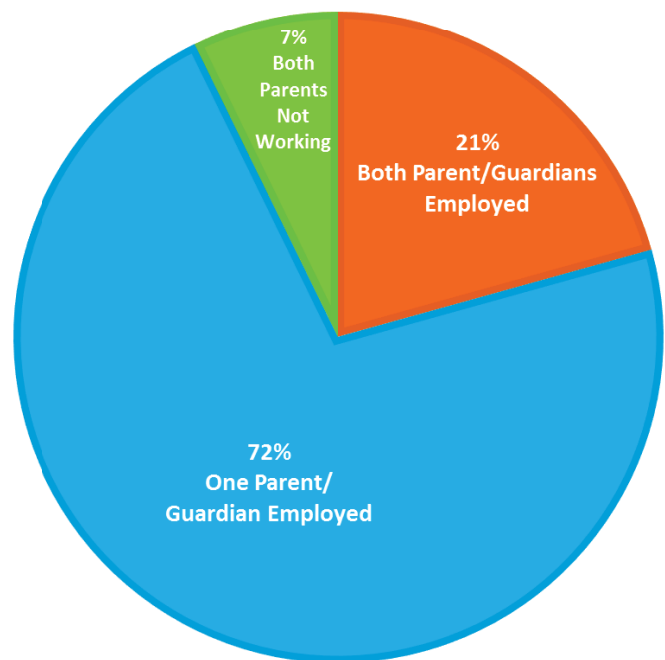
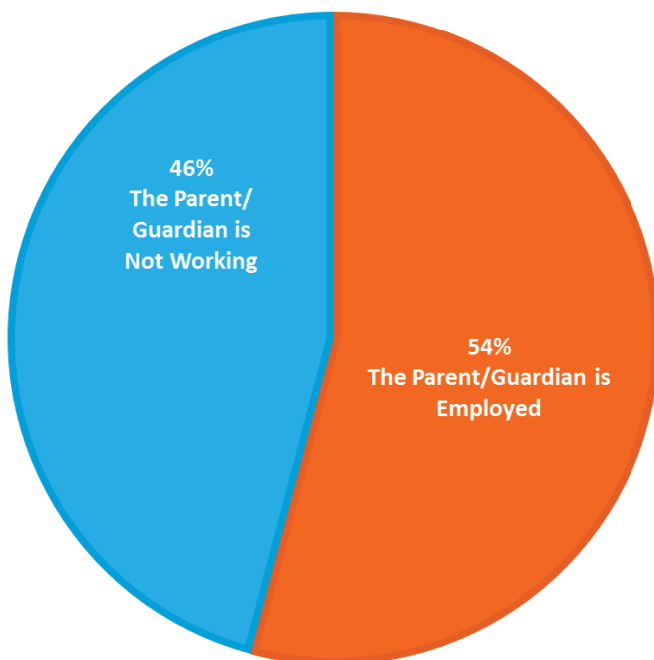
FAMILY AND COMMUNITY PARTNERSHIPS

436 FAMILIES



SINGLE PARENT FAMILIES **

TWO PARENT FAMILIES ***



SOURCE: 2014-2015 Head Start Program Information Report Jersey City

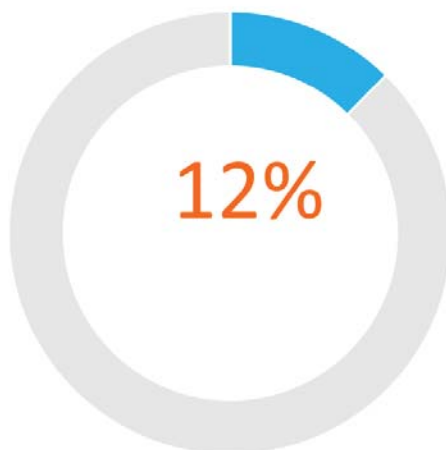
BASE: *100% = 436 Total Families Served; **100% = 146 Single Parent/Guardian Families; *** 100% = 290 Two Parent/Guardian Families

Jersey City HEADSTART

Federal/Other Assistance Received by Families

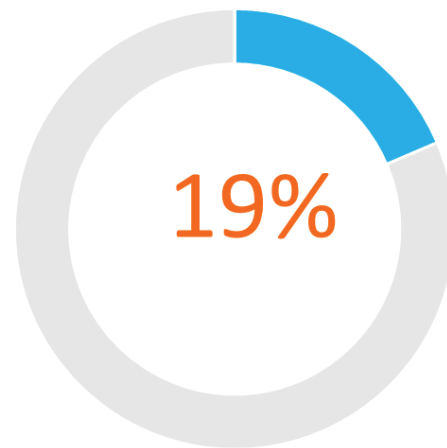
TANF

Federal Temporary Assistance
for Needy Families



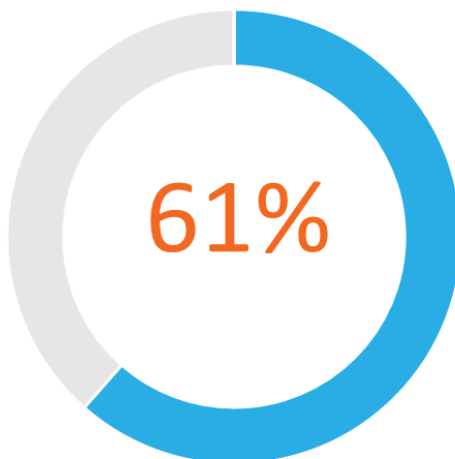
SSI

Supplemental Security Income



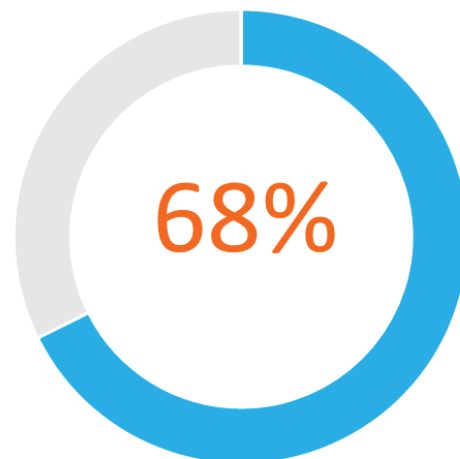
WIC

Special Supplemental Nutrition Program
for Women, Infants, and Children



SNAP

Special Supplemental Nutrition
Assistance Program

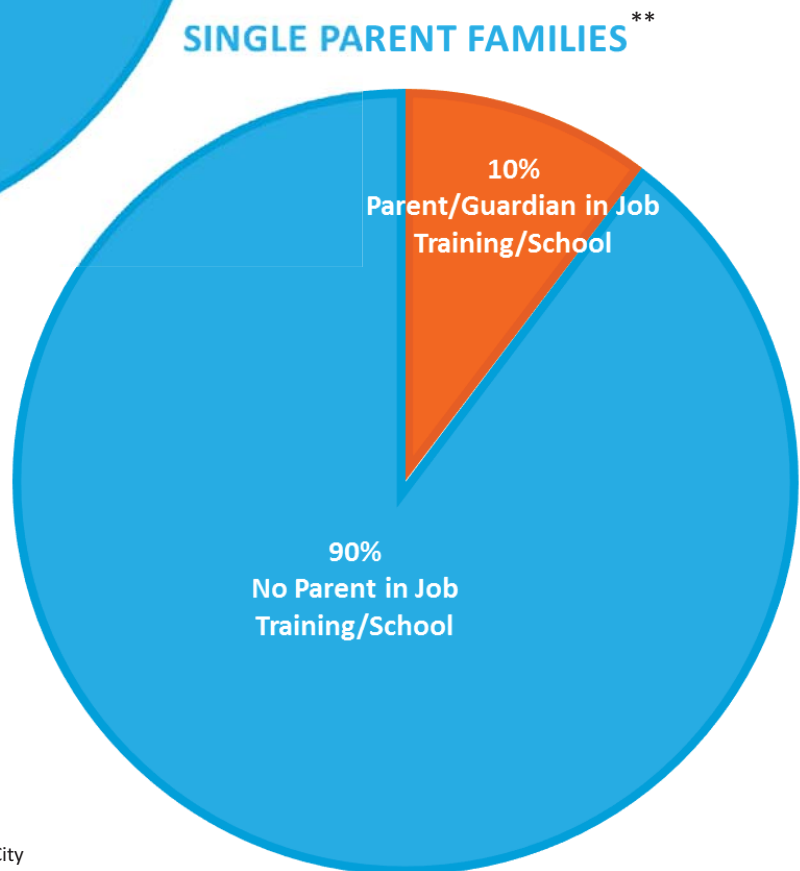
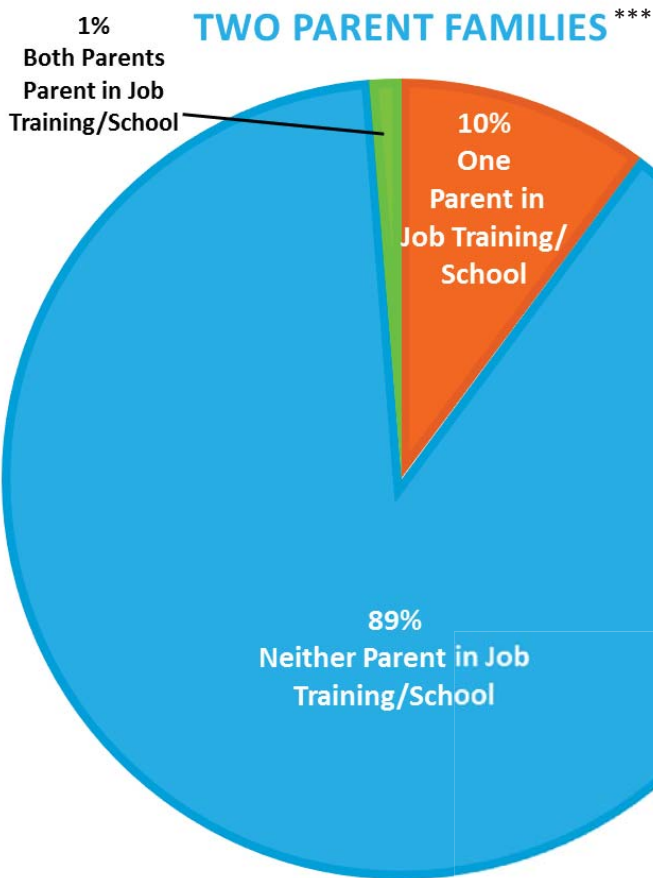


SOURCE: 2014-2015 Head Start Program Information Report Jersey City

BASE: *100% = 436 Total Families Served

Jersey City HEADSTART

FAMILY JOB TRAINING/SCHOOL



SOURCE: 2014-2015 Head Start Program Information Report Jersey City

BASE: *100% = 436 Total Families Served; **100% = 146 Single Parent/Guardian Families; *** 100% = 290 Two Parent/Guardian Families

Jersey City HEADSTART

FAMILIES WHO HAVE RECEIVED SERVICES SINCE LAST YEAR'S PIR

		One or More Service(s) 100%	Parenting Education 100%
Health Education 100%	Housing Assistance 44%	ESL Training (English as Second Language) 43%	Job Training 36%
Adult Ed (GED and college selection) 20%	Mental Health Service(s) 13%	Relationship/ Marriage Education 12%	Domestic Violence Services 10%
Substance Abuse Prevention 10%	Emergency Crisis Intervention 3%	Child Abuse/ Neglect Services 2%	Child Support Assistance >1 %

SOURCE: 2014-2015 Head Start Program Information Report Jersey City

BASE: *100% = 436 Total Families Served

Jersey City HEADSTART

117 enrolled children have a father or father figure who participates in a regularly scheduled Father's group.



SOURCE: 2014-2015 Head Start Program Information Report Jersey City

BASE: 100% = 511 Total Children Served

ANNUAL REPORT 2014 - 2015

SECTION 3B

JERSEY CITY EARLY HEAD START



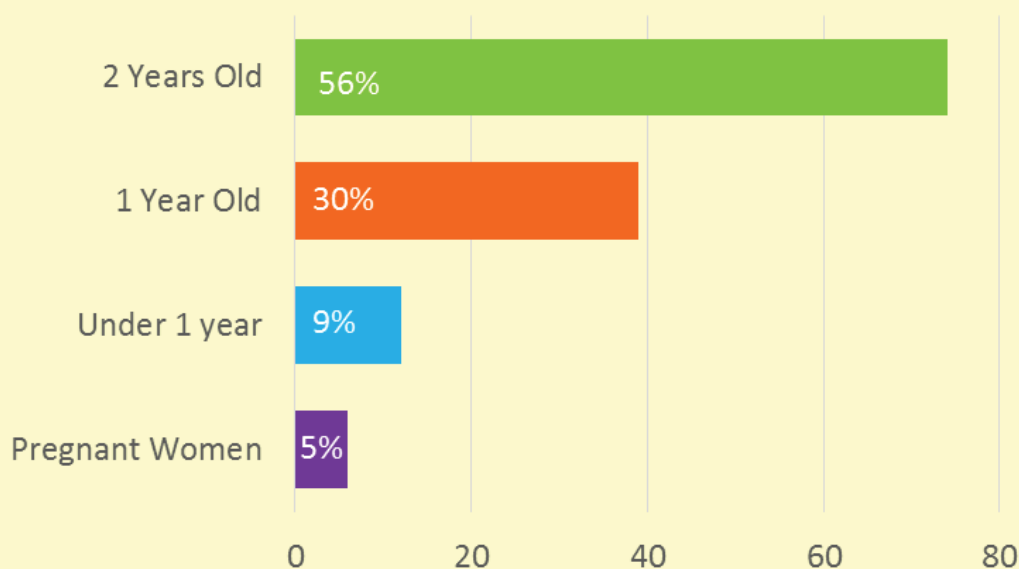
www.HeadStartNow.org

Jersey City EARLY HEADSTART

**Funded
Early
Head Start
Enrollment:
232**



BY AGE/TYPE



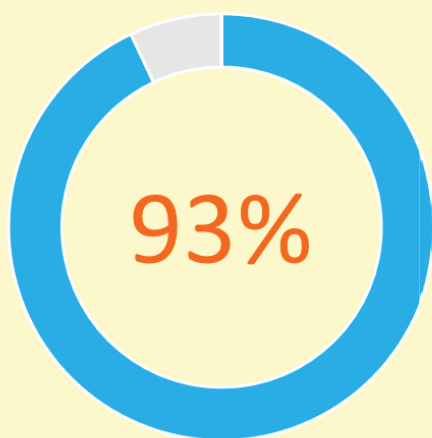
SOURCE: 2014-2015 Early Head Start Program Information Report Jersey City

BASE: *100% = 131 Total Children/Women Served

Jersey City EARLY HEADSTART

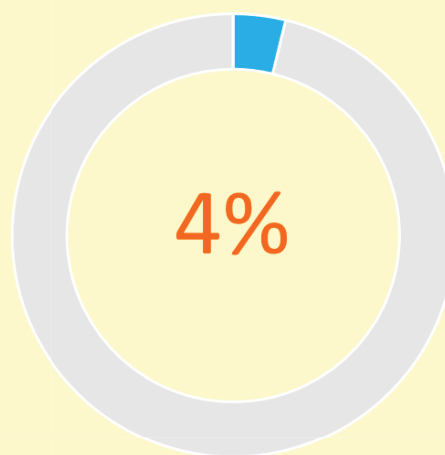
Type of Eligibility

Income below 100% of
federal poverty line

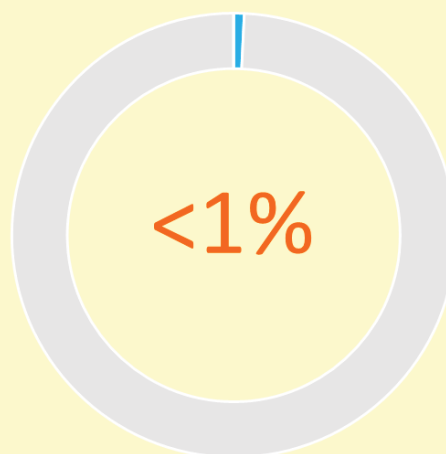
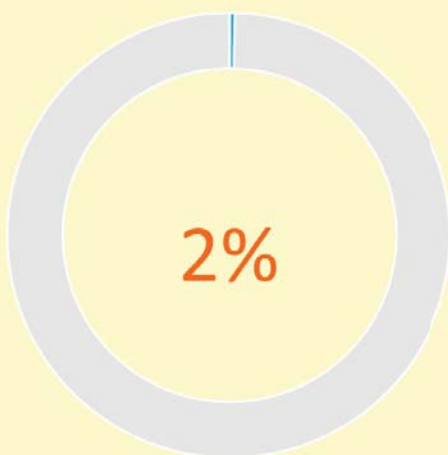


Over income

Income between 100% and 130%
below federal poverty line



Receipt of public assistance
such as TANF, SSI



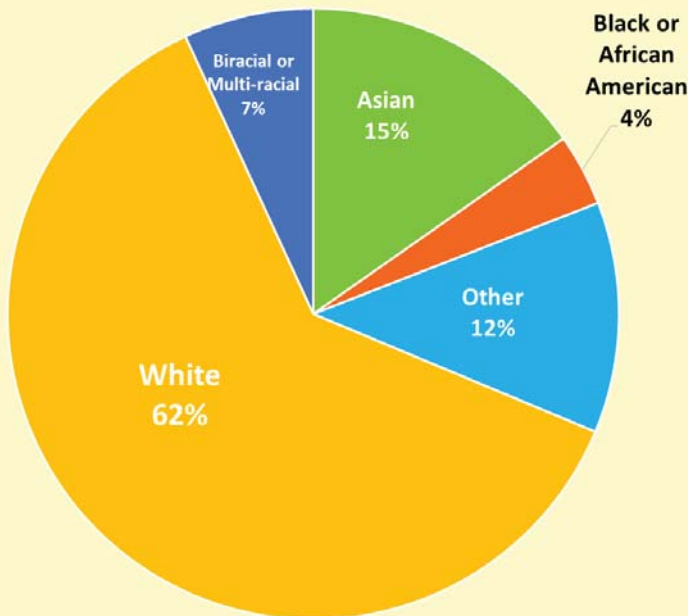
SOURCE: 2014-2015 Early Head Start Program Information Report Jersey City

BASE: *100% = 131 Total Children/Women Served


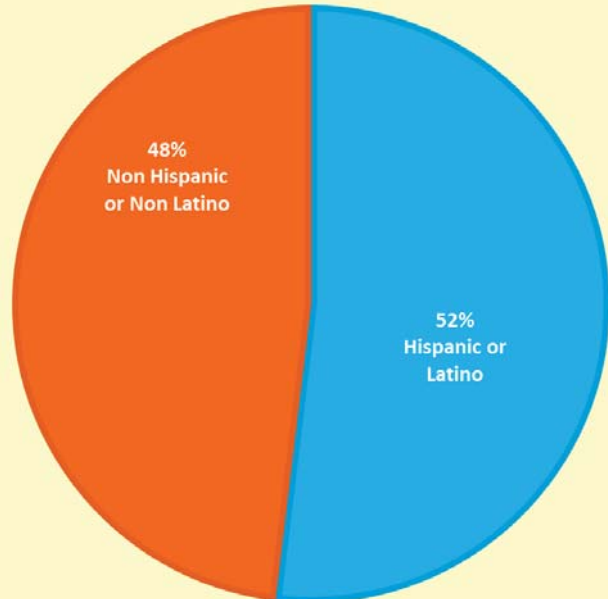
Jersey City

EARLY HEADSTART

RACE



ETHNICITY



LANGUAGE SPOKEN AT HOME

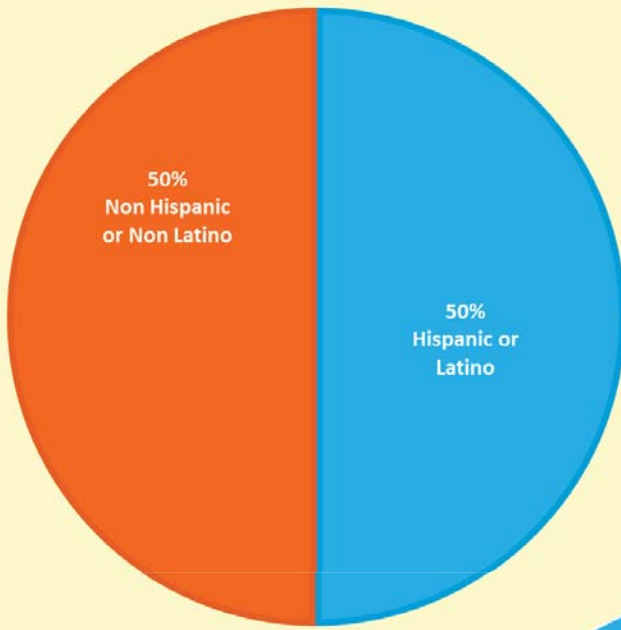
SOURCE: 2014-2015 Early Head Start Program Information Report Jersey City

BASE: *100% = 131 Total Children/Women Served

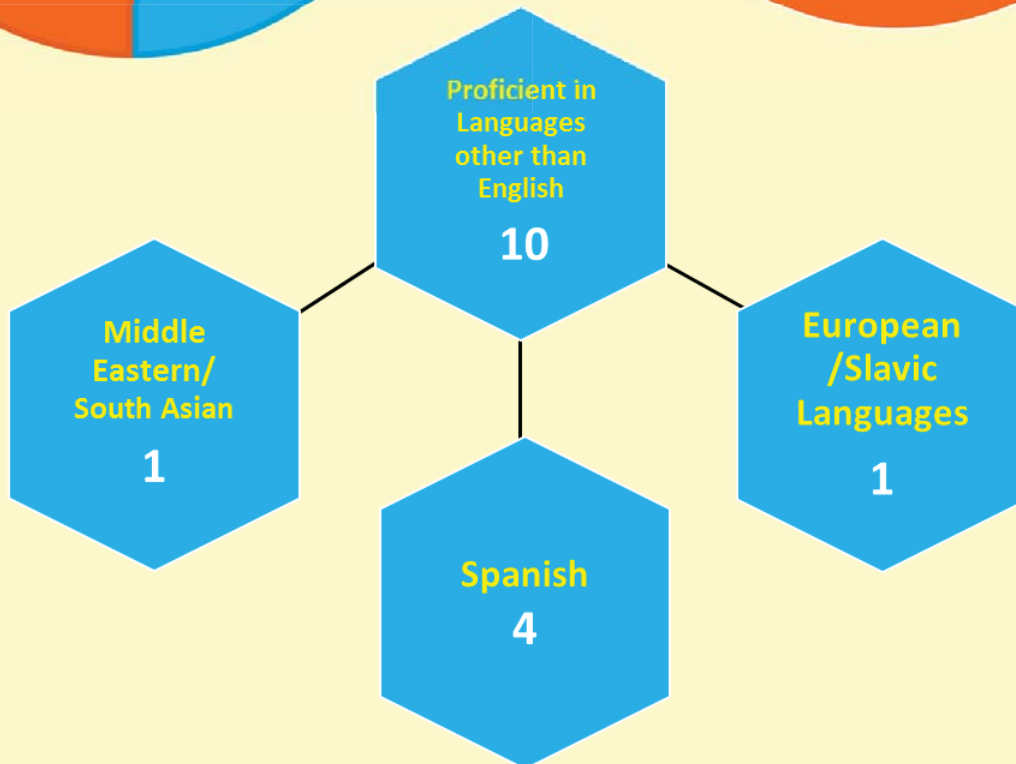
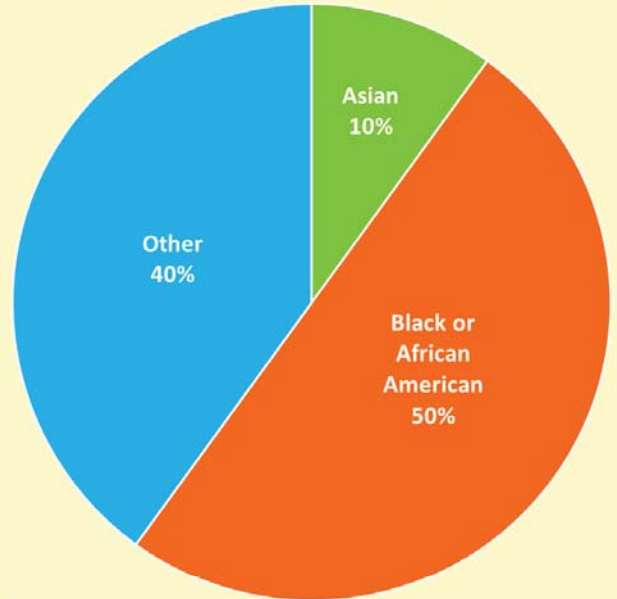
EARLY HEADSTART

CHILD DEVELOPMENT STAFF

ETHNICITY



RACE



Language

SOURCE: 2014-2015 Early Head Start Program Information Report Jersey City

BASE: 100% = 10 Total Non Supervisory Child Development Staff

Jersey City

EARLY HEADSTART

100% of our children*



have some type of health insurance (90% Medicare and/or CHIP; 10% Private)



have an ongoing source of continuous accessible healthcare



are up-to-date on a schedule of age appropriate preventative and primary healthcare



are up-to-date on all immunizations appropriate for their age



have continuous, accessible dental care provided by a dentist
(75% are up-to-date on a schedule of age-appropriate preventative and primary oral health care)

100% of our pregnant mothers**



are enrolled in Medicare



have received prenatal healthcare



have received prenatal education on fetal development



have received information on the benefits of breastfeeding



have received a professional dental examination since last PIR

SOURCE: 2014-2015 Early Head Start Program Information Report Jersey City

BASE: 100% = *125 Total Children Served; **6 Total Women Served

Jersey City

EARLY HEADSTART

Average hours per operating month a
mental health professional spends on site:

140

NUMBER OF CHILDREN FOR WHOM MENTAL HEALTH PROFESSIONAL...

...consulted with program staff
about child's behavior/
mental health: 5

of these, provided 3 or more
consultations with program staff
since last year's PIR: 2

...consulted with parent/guardian
about child's behavior/
mental health: 3

Facilitated a referral for mental
health services: 5

Enrolled in program who have an individualized Family Service Plan
and are eligible to receive early intervention serviced under the
Individuals with Disabilities Education Act: 17

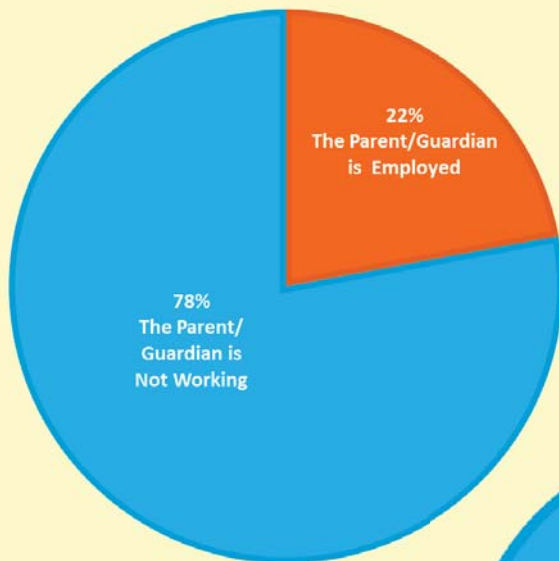
SOURCE: 2014-2015 Early Head Start Program Information Report Jersey City

Jersey City

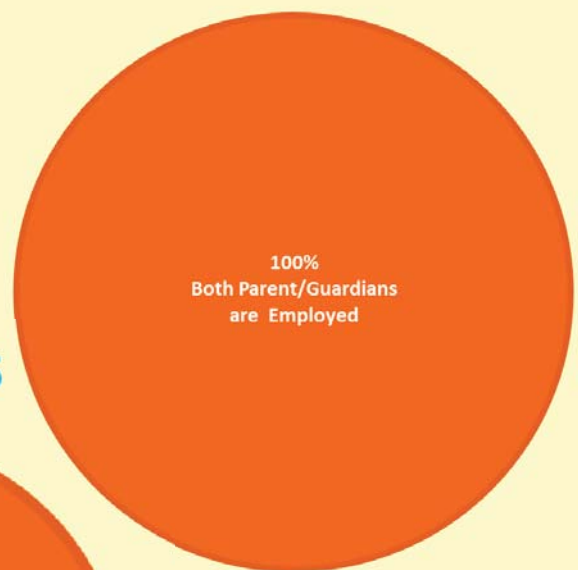
EARLY HEADSTART

FAMILY AND COMMUNITY PARTNERSHIPS

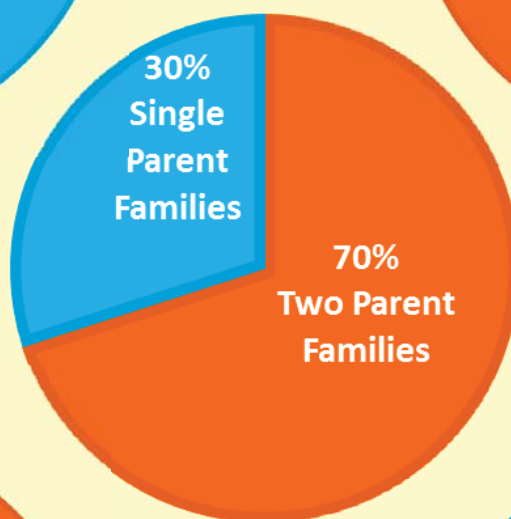
SINGLE PARENT FAMILIES



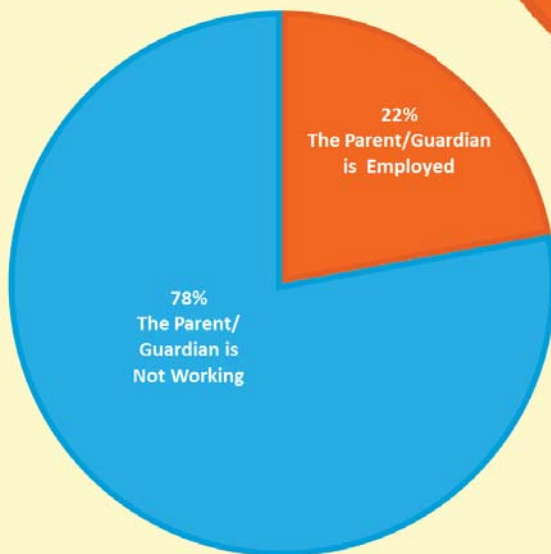
TWO PARENT FAMILIES



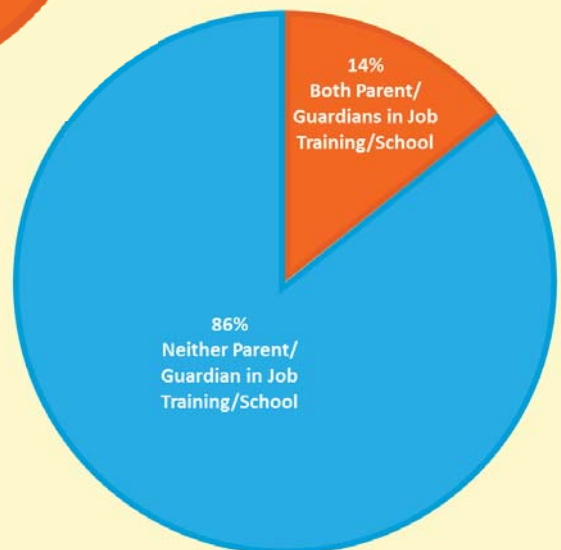
90 FAMILIES



SINGLE PARENT FAMILIES



TWO PARENT FAMILIES



SOURCE: 2014-2015 Early Head Start Program Information Report Jersey City

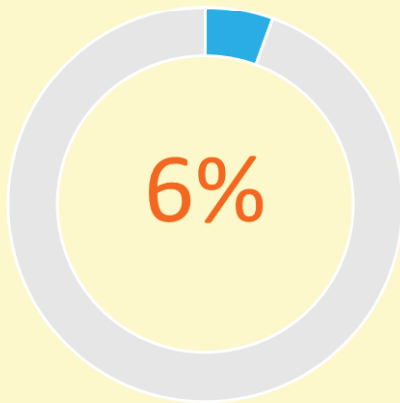
BASE: *100% = 90 Total Families Served; **100% = 127 Single Parent/Guardian Families; *** 100% = 63 Two Parent/Guardian Families

EARLY HEADSTART

Federal/Other Assistance Received by Families

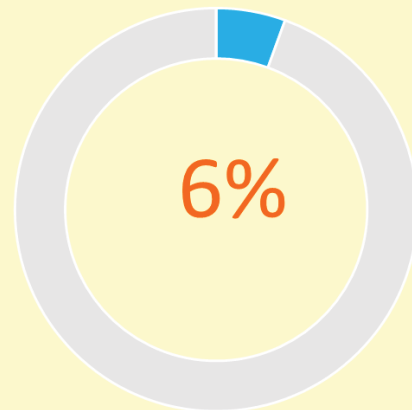
TANF

Federal Temporary Assistance
for Needy Families



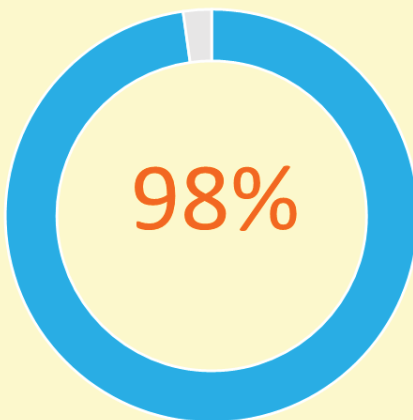
SSI

Supplemental Security Income



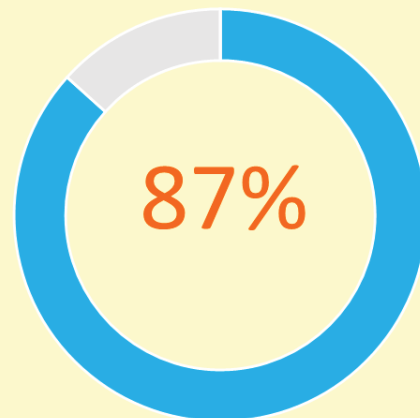
WIC

Special Supplemental Nutrition Program
for Women, Infants, and Children



SNAP

Special Supplemental Nutrition
Assistance Program

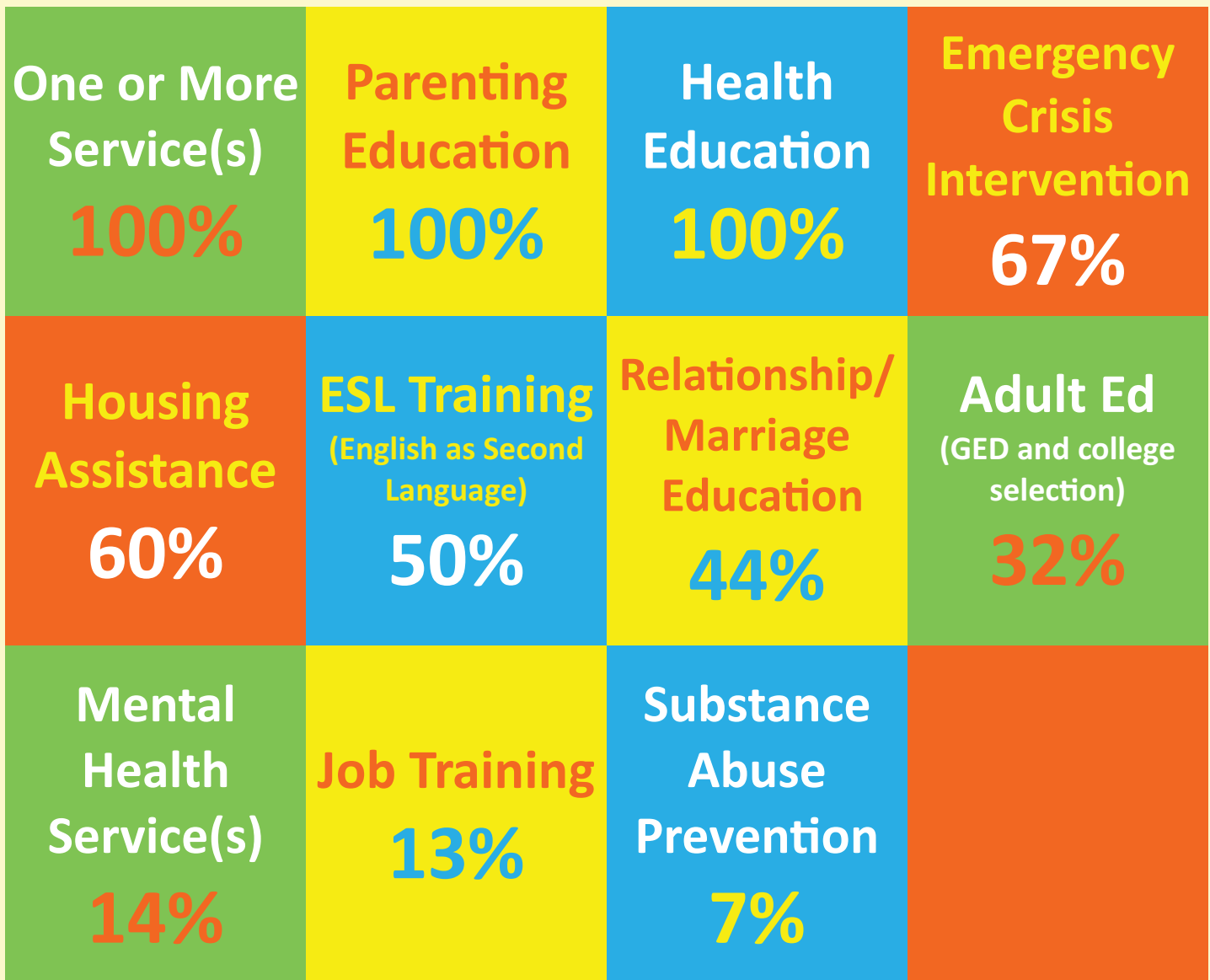


SOURCE: 2014-2015 Early Head Start Program Information Report Jersey City

BASE: *100% = 90 Total Families Served

EARLY HEADSTART

FAMILIES WHO HAVE RECEIVED SERVICES SINCE LAST YEAR'S PIR



SOURCE: 2014-2015 Early Head Start Program Information Report Jersey City

BASE: *100% = 90 Total Families Served

Jersey City EARLY HEADSTART

17 enrolled children have a father or father figure who participates in program organized and regularly scheduled Father's group.



SOURCE: 2014-2015 Early Head Start Program Information Report Jersey City

BASE: *100% = 131 Total Children/Women Served

ANNUAL REPORT 2014 - 2015

SECTION 4A

PATERSON HEAD START



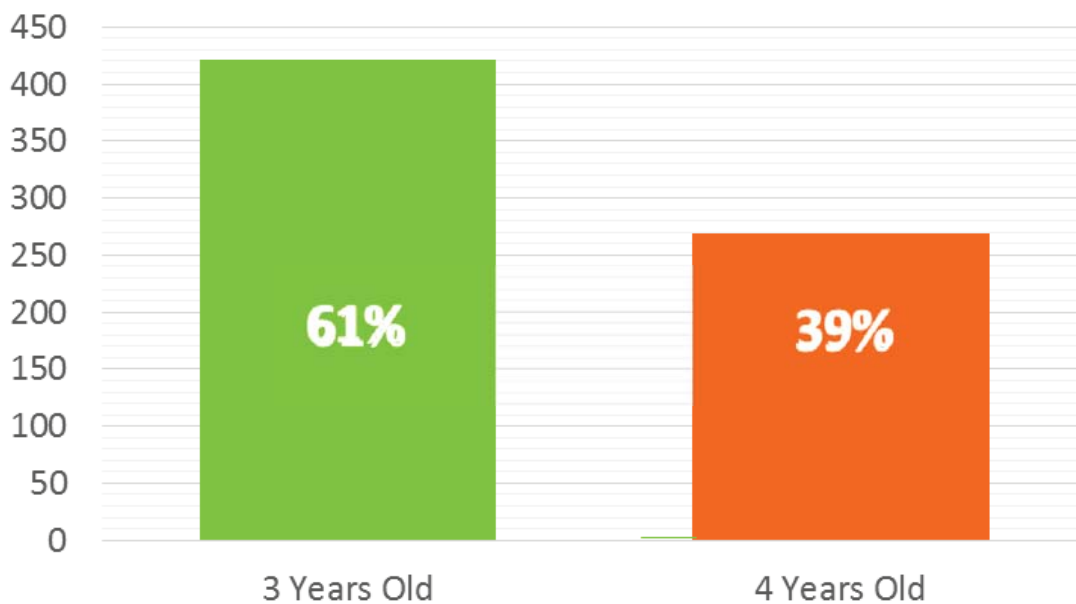
www.HeadStartNow.org

Paterson HEADSTART

Funded Head Start Enrollment: 723



CHILDREN BY AGE*



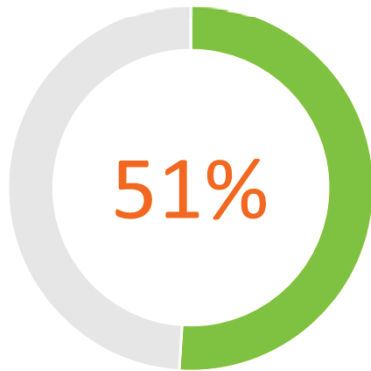
SOURCE: 2014-2015 Head Start Program Information Report Paterson

BASE: 100% = 690 Total Children Served

Paterson HEADSTART

Type of Eligibility

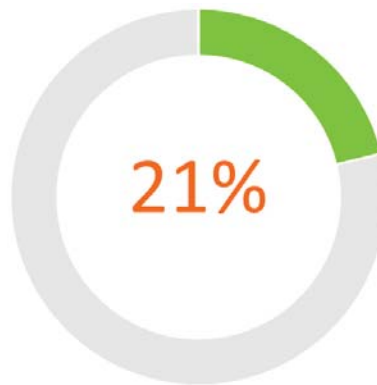
Income below 100% of
federal poverty line



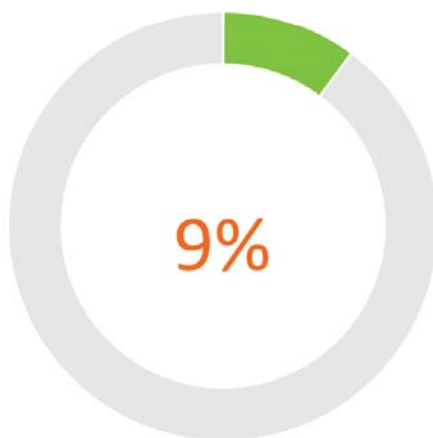
Income between 100% and 130%
below federal poverty line



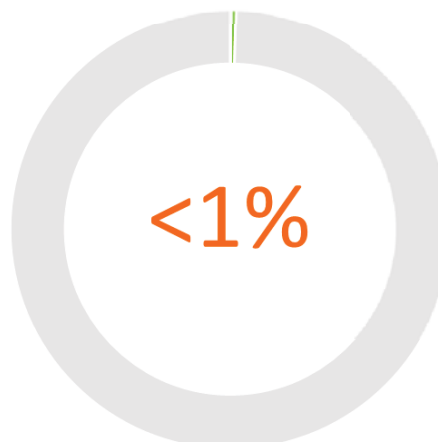
Receipt of public assistance
such as TANF, SSI



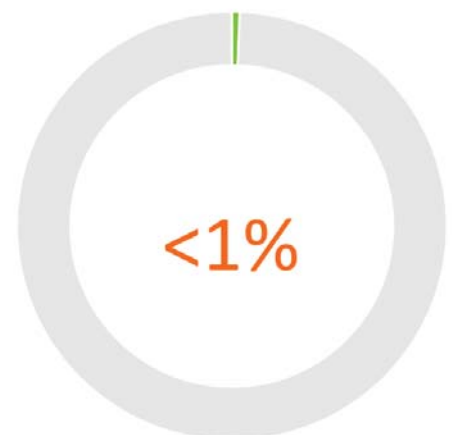
Over income



Status as a foster child
children only



Status as homeless



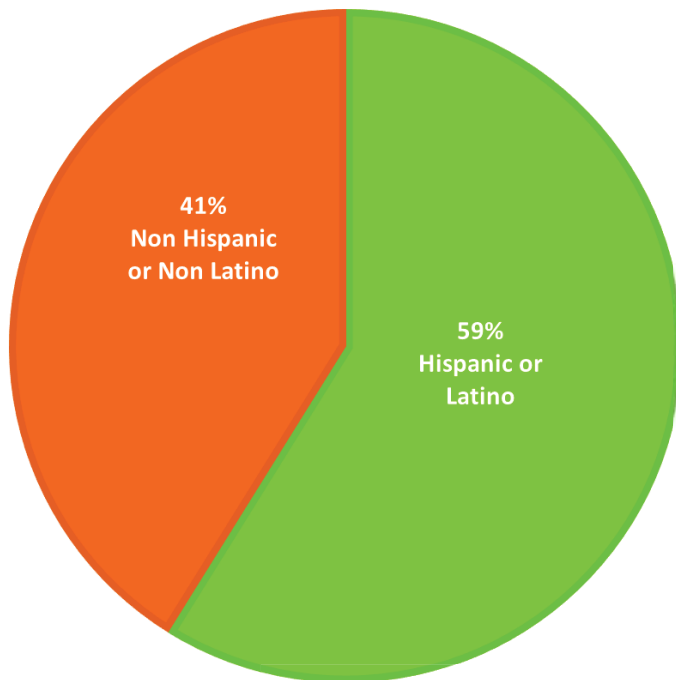
SOURCE: 2014-2015 Head Start Program Information Report Paterson

BASE: 100% = 690 Total Children Served

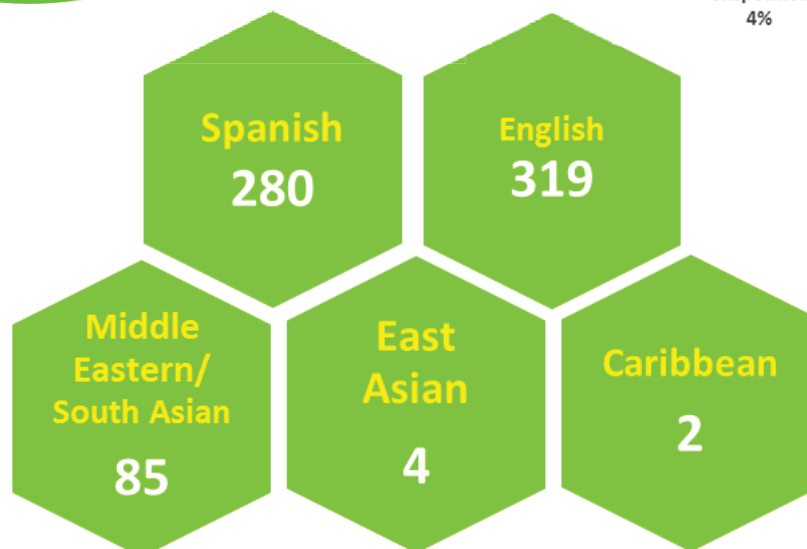
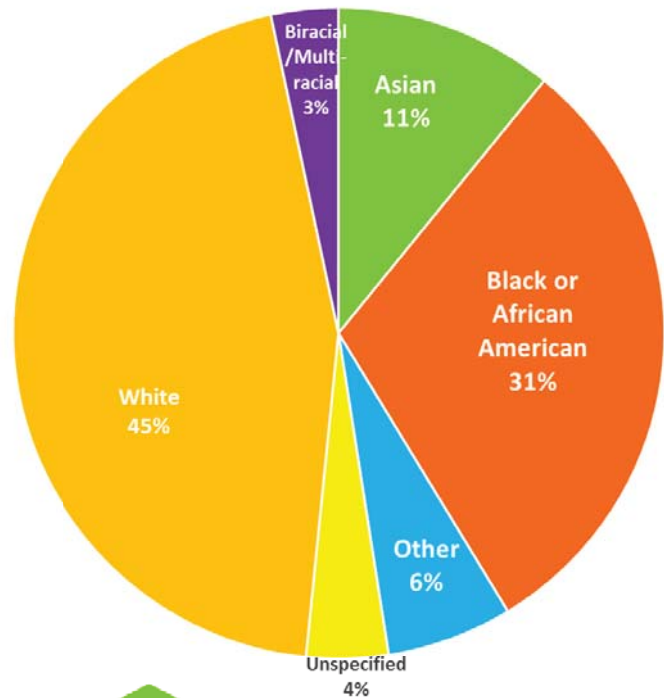
Paterson HEADSTART

CHILDREN/FAMILY

ETHNICITY



RACE



LANGUAGE SPOKEN AT HOME

SOURCE: 2014-2015 Head Start Program Information Report Paterson

BASE: 100% = 690 Total Children Served

Paterson HEADSTART

Program Staff and Qualifications



of Classroom Teachers and Assistant Teachers with a
Bachelor degree in Early Childhood Education or
other related major:

42

of Classroom Teachers and Assistant Teachers with an
Associate degree or **Child Development Associate (CDA)**
in Early Childhood Education or other related major:

35

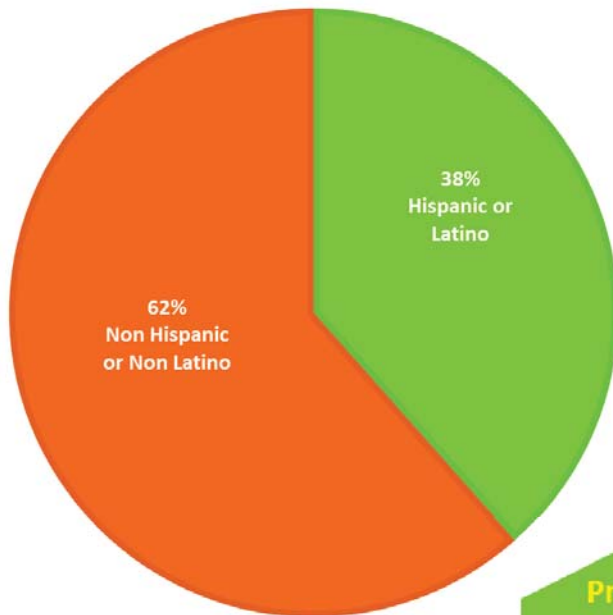
SOURCE: 2014-2015 Head Start Program Information Report Paterson

BASE: 100% = 78 Total Teachers and Assistant Teachers

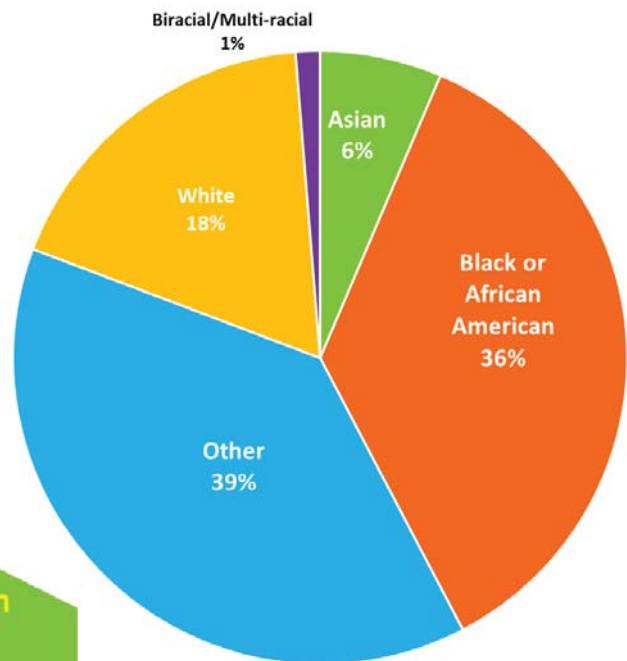
Paterson HEADSTART

CHILD DEVELOPMENT STAFF

ETHNICITY



RACE



Proficient in
Language
other than
English

37

Middle
Eastern/
South Asian

7

Spanish

30

LANGUAGE

SOURCE: 2014-2015 Head Start Program Information Report Paterson

BASE: 100% = 78 Total Teachers and Assistant Teachers

100% of our children



have an ongoing source of continuous accessible healthcare



are up-to-date on a schedule of age appropriate preventative and primary healthcare



are up-to-date on all immunizations appropriate for their age



have continuous, accessible dental care provided by a dentist



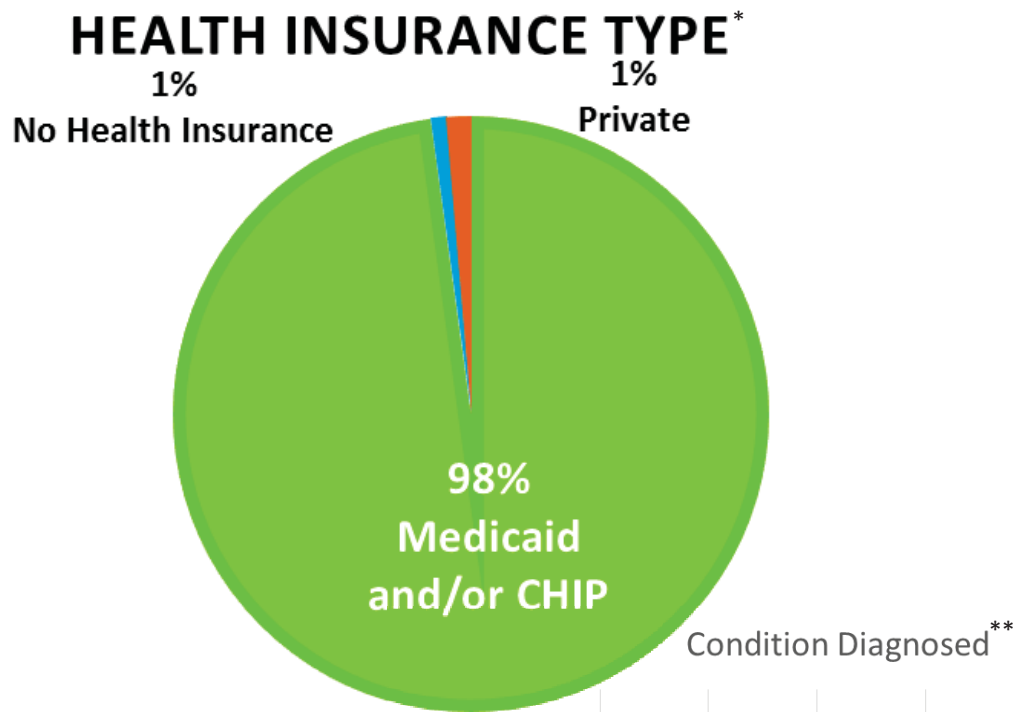
have received preventative care since last year's PIR

SOURCE: 2014-2015 Head Start Program Information Report Paterson

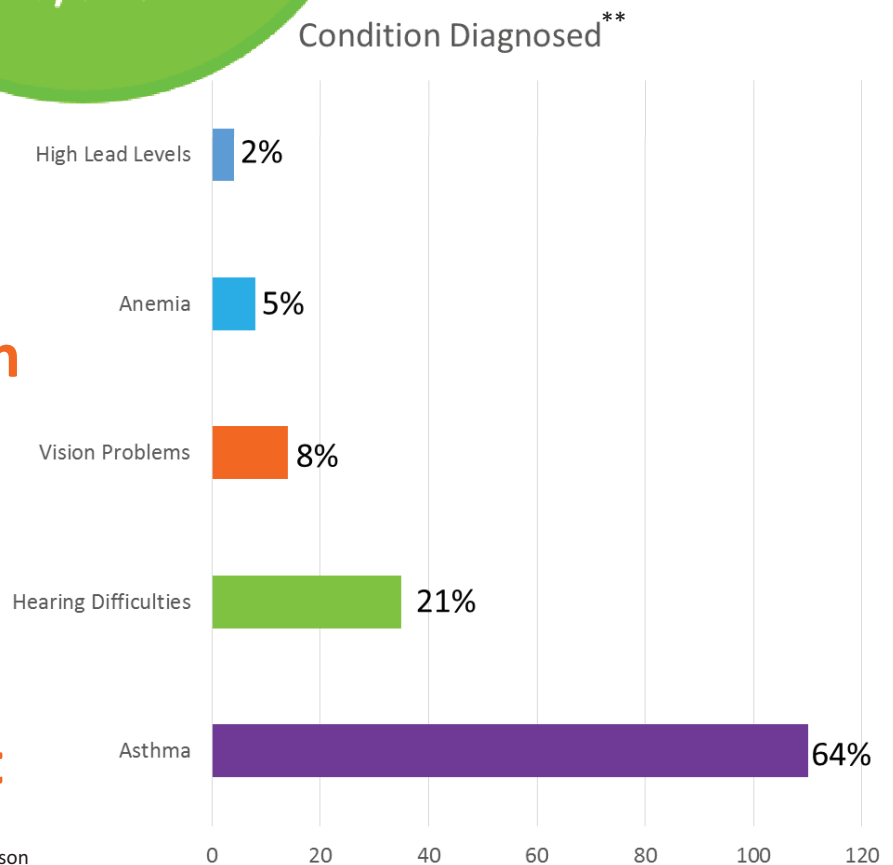
BASE: 100% = 690 Total Children Served

Paterson HEADSTART

99% OF OUR CHILDREN HAVE SOME FORM OF HEALTH INSURANCE



**171 children
were diagnosed with
a chronic
condition needing
medical treatment
and are
receiving treatment**



SOURCE: 2014-2015 Head Start Program Information Report Paterson

BASE: *100% = 690 Total Children Served; **100% = 171 children diagnosed with chronic condition needing medical treatment

Paterson HEADSTART

Average hours per operating month a mental health professional spends on site: **96**

NUMBER OF CHILDREN FOR WHOM MENTAL HEALTH PROFESSIONAL...

...consulted with program staff about child's behavior/mental health: **146**

Of these, provided 3 or more consultations with program staff since last year's PIR: **85**

...consulted with parent/guardian about child's behavior/ mental health: **37**

Of these, provided 3 or more consultations with parent/guardian since last year's PIR: **37**

...provided an individual mental health assessment: **10**

...facilitated a referral for mental health services: **24**

Children referred for mental health services: **24**

Children received mental health services: **24**

NUMBER OF CHILDREN WHO HAVE AN INDIVIDUALIZED EDUCATION PROGRAM

(DETERMINED ELIGIBLE BY THE LEA TO RECEIVE SPECIAL EDUCATION AND RELATED SERVICES)

47

25

Prior to this enrollment year

22

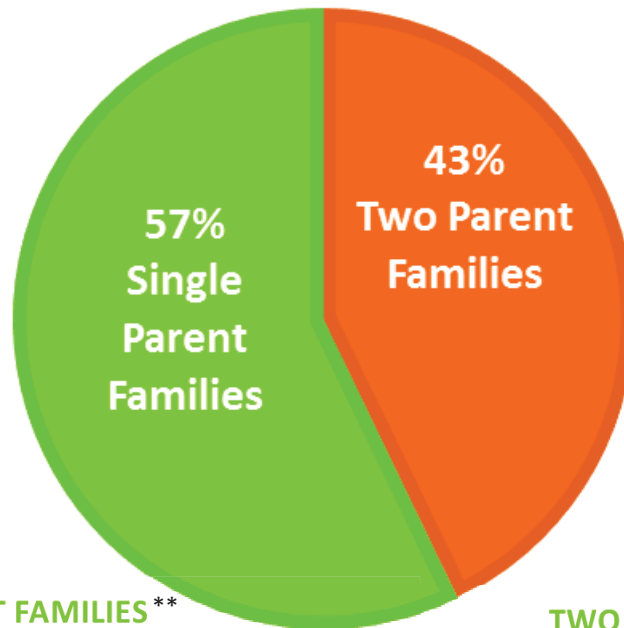
During this enrollment year

SOURCE: 2014-2015 Head Start Program Information Report Paterson

Paterson HEADSTART

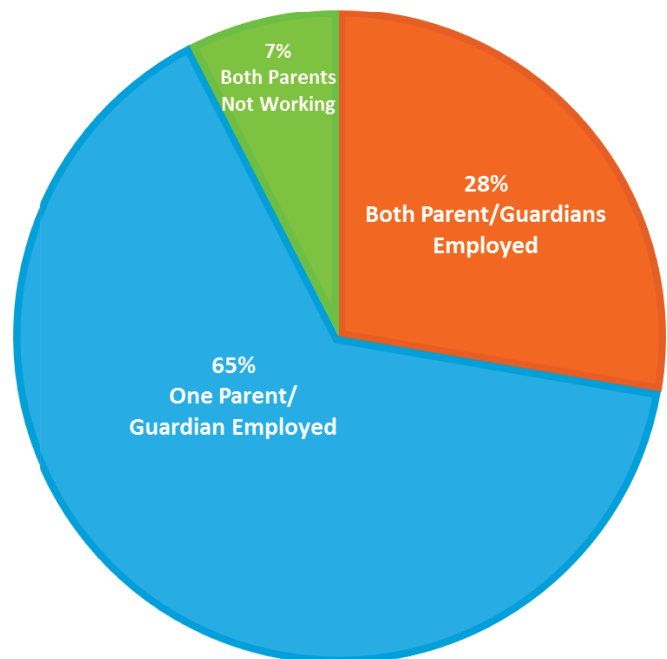
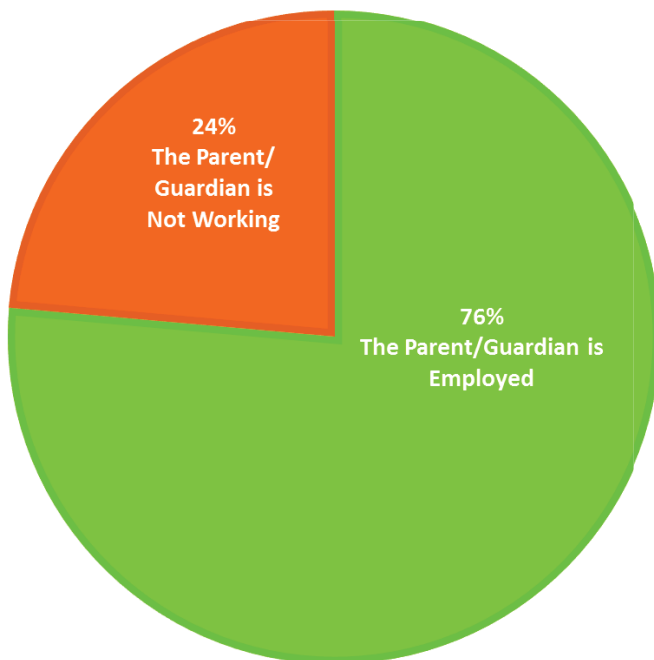
FAMILY AND COMMUNITY PARTNERSHIPS

651 FAMILIES



SINGLE PARENT FAMILIES **

TWO PARENT FAMILIES ***



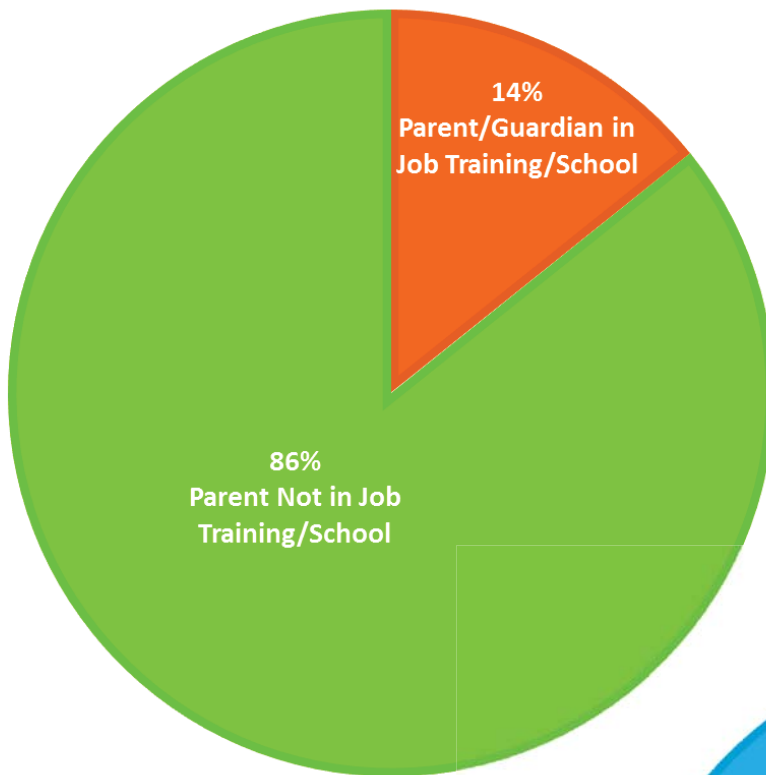
SOURCE: 2014-2015 Head Start Program Information Report Paterson

BASE: *100% = 651 Total Families Served; **100% = 372 Single Parent/Guardian Families; *** 100% = 279 Two Parent/Guardian Families

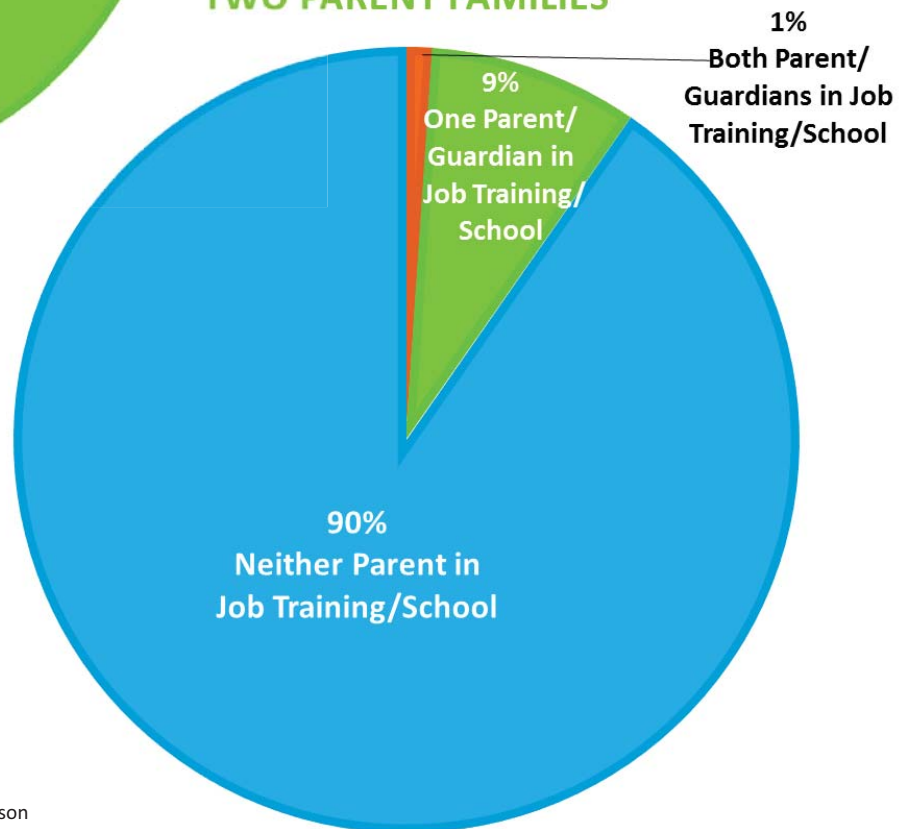
Paterson HEADSTART

FAMILY JOB TRAINING/SCHOOL

SINGLE PARENT FAMILIES **



TWO PARENT FAMILIES ***



SOURCE: 2014-2015 Head Start Program Information Report Paterson

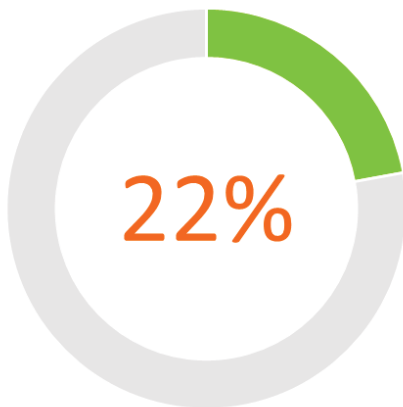
BASE: *100% = 651 Total Families Served; **100% = 372 Single Parent/Guardian Families; *** 100% = 279 Two Parent/Guardian Families

Paterson HEADSTART

Federal/Other Assistance Received by Families

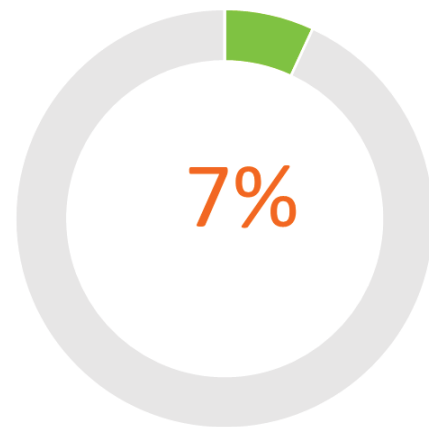
TANF

Federal Temporary Assistance
for Needy Families



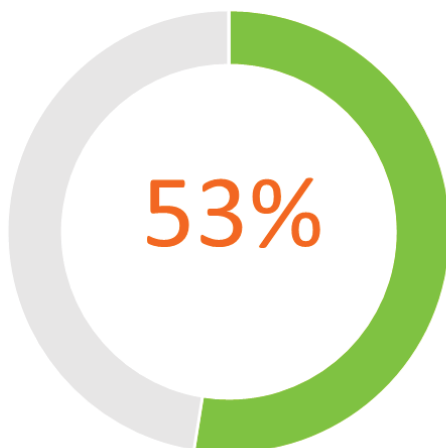
SSI

Supplemental Security Income



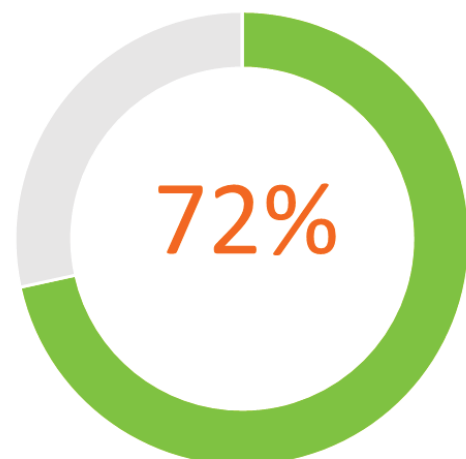
WIC

Special Supplemental Nutrition Program
for Women, Infants, and Children



SNAP

Special Supplemental Nutrition
Assistance Program



SOURCE: 2014-2015 Head Start Program Information Report Paterson BASE: *100% = 651 Total Families Served

Paterson HEADSTART

FAMILIES WHO HAVE RECEIVED SERVICES SINCE LAST YEAR'S PIR

One or More Service(s) 100%	Parenting Education 100%	Health Education 100%	Job Training 18%
ESL Training (English as Second Language) 17%	Adult Ed (GED and college selection) 13%	Emergency Crisis Intervention 8%	Mental Health Service(s) 7%
Housing Assistance 6%	Child Abuse/Neglect Services 5%	Relationship/Marriage Education 5%	Domestic Violence Services 5%
Substance Abuse Prevention 2%	Child Support Assistance 2%	Assistance to families of incarcerated individuals <1%	Substance Abuse Treatment <1%

SOURCE: 2014-2015 Head Start Program Information Report Paterson BASE: 100% = 651 Total Families Served

Paterson HEADSTART

168 enrolled children have a father or father figure who participates in a regularly scheduled Father's group.



SOURCE: 2014-2015 Head Start Program Information Report Paterson

BASE: 100% = 690 Total Children Served

ANNUAL REPORT 2014 - 2015

SECTION 4B

PATERSON EARLY HEAD START



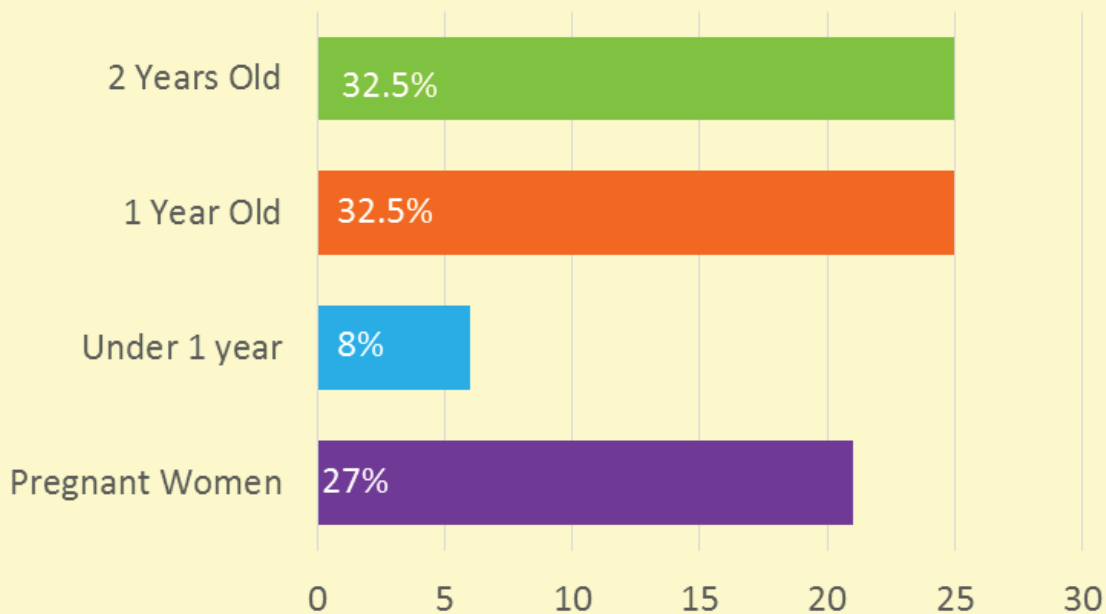
www.HeadStartNow.org

EARLY HEADSTART

**Funded
Early Head
Start
Enrollment:
58**



By Age/Type *



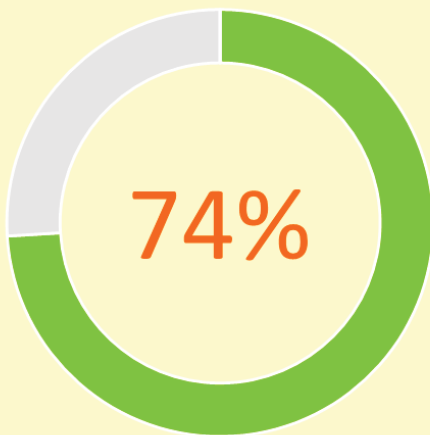
SOURCE: 2014-2015 Early Head Start Program Information Report Paterson

*BASE: 100% = 77 Total Children/Women Served

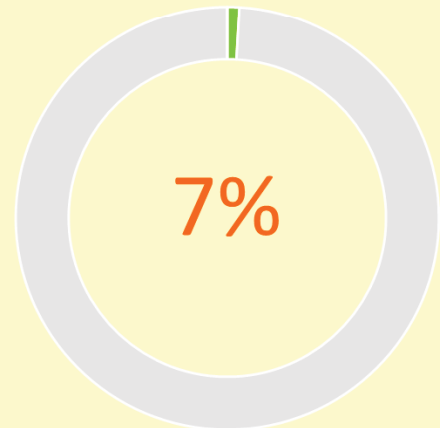
EARLY HEADSTART

Type of Eligibility

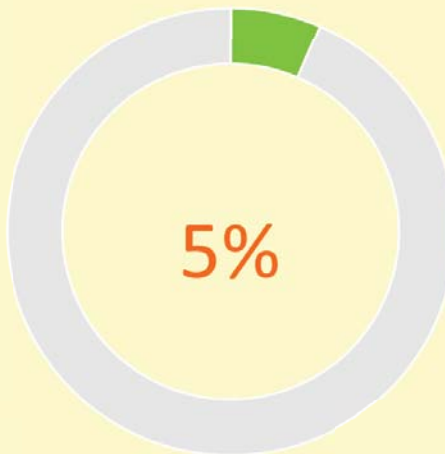
Income below 100% of federal poverty line



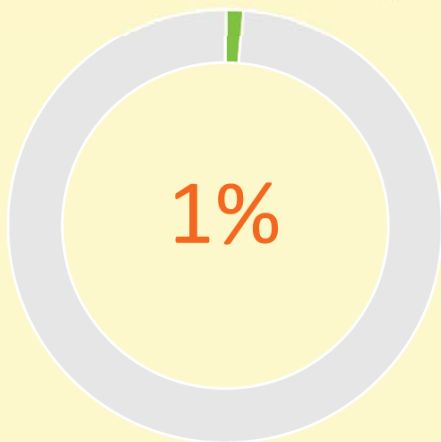
Receipt of public assistance such as TANF, SSI



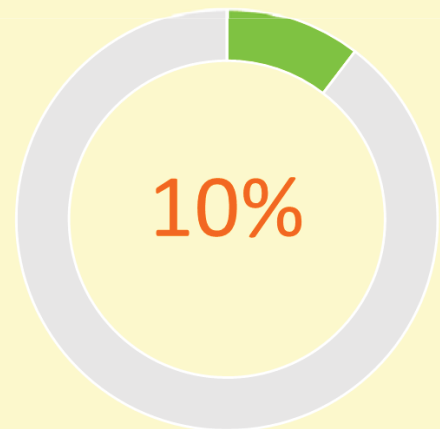
Over income



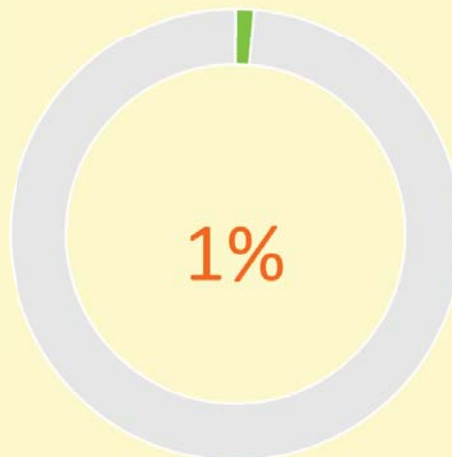
Status as a foster child
children only



Income between 100% and 130% below federal poverty line



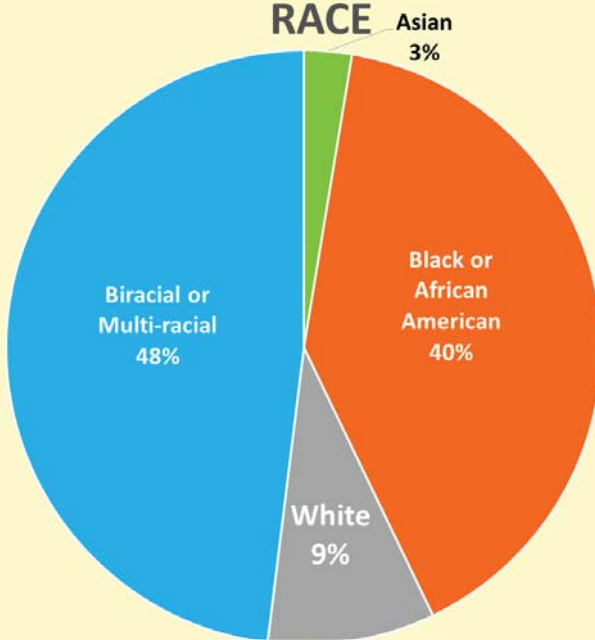
Status as homeless



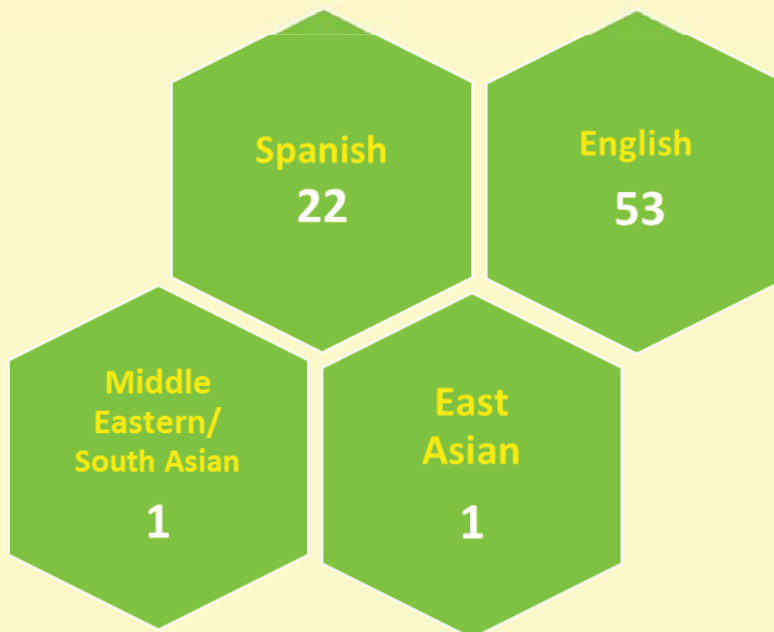
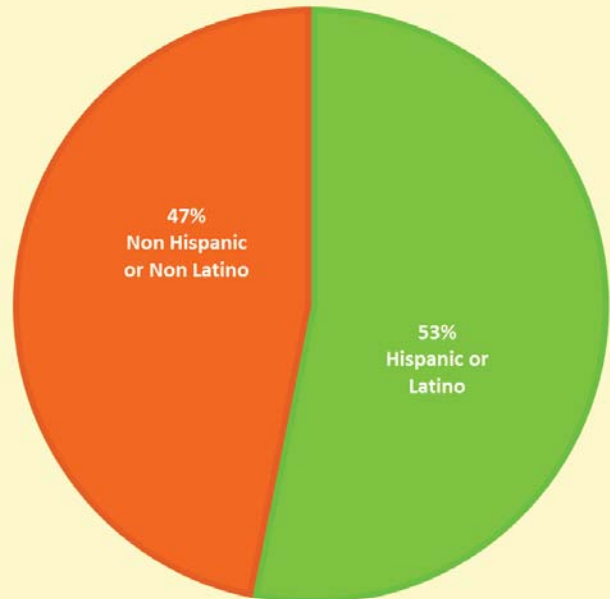
SOURCE: 2014-2015 Early Head Start Program Information Report Paterson BASE: 100% = 77 Total Children /Women Served

EARLY HEADSTART

RACE



ETHNICITY



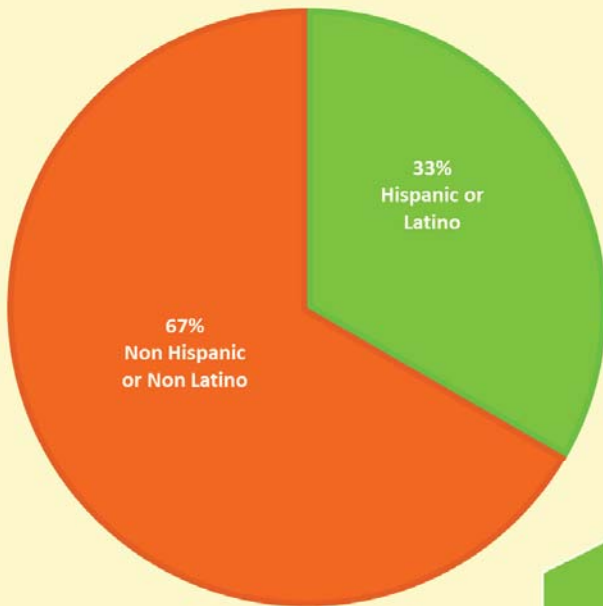
LANGUAGE SPOKEN AT HOME

SOURCE: 2014-2015 Early Head Start Program Information Report Paterson BASE: 100% = 77 Total Children /Women Served

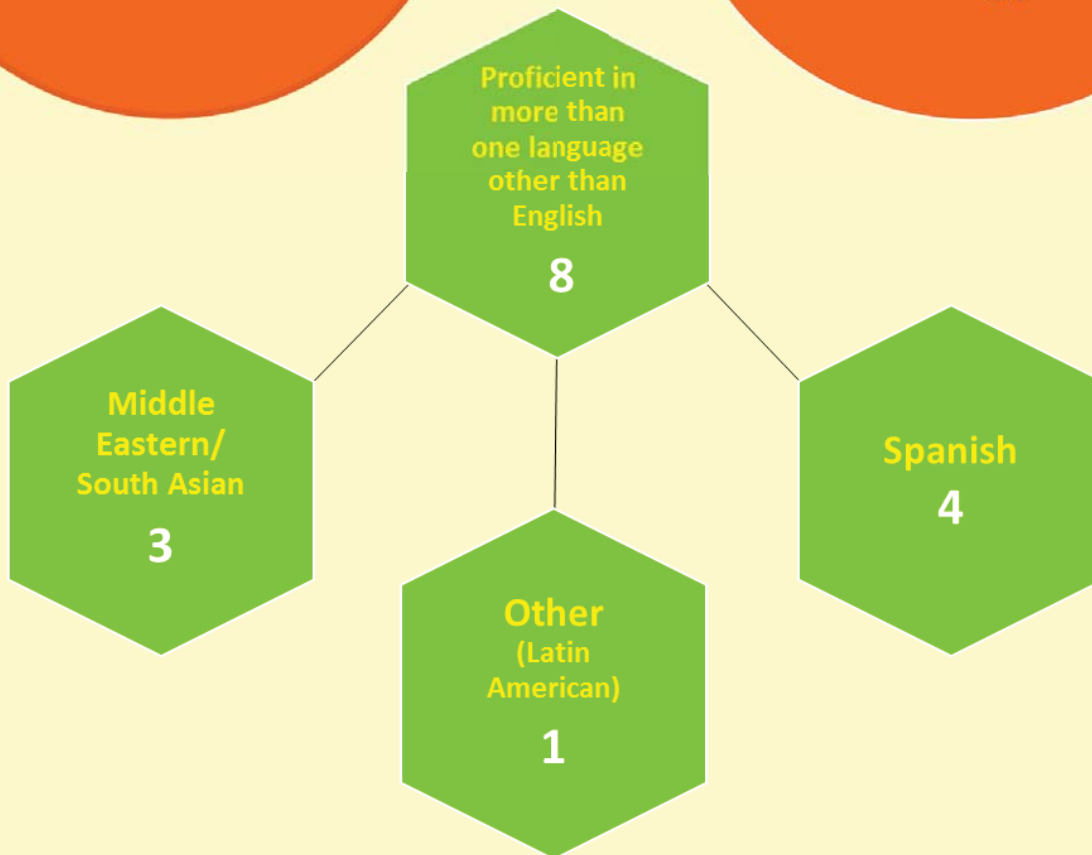
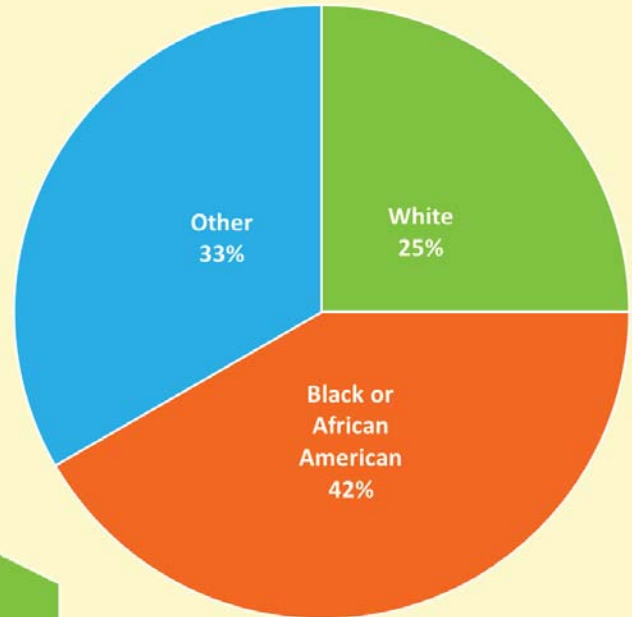
EARLY HEADSTART

CHILD DEVELOPMENT STAFF

ETHNICITY



RACE



Language

SOURCE: 2014-2015 Early Head Start Program Information Report Paterson

BASE: 100% = 12 Total Non Supervisory Child Development Staff

Paterson

EARLY HEADSTART

100% of our children^{*}



have some type of health insurance



have an ongoing source of continuous accessible healthcare



are up-to-date on a schedule of age appropriate preventative and primary healthcare



are up-to-date on all immunizations appropriate for their age



have continuous, accessible dental care provided by a dentist



are up-to-date on a schedule of age-appropriate preventative and primary oral health care

100% of our pregnant clients^{**}



have some type of health insurance



have received prenatal healthcare



have received prenatal education on fetal development



have received information on the benefits of breastfeeding



have received a professional dental examination since last PIR

SOURCE: 2014-2015 Early Head Start Program Information Report Paterson

BASE: 100% = *56 Total Children Served; **21 Total Women Served

EARLY HEADSTART

Average hours per operating month a
mental health professional spends on site:

104

NUMBER OF CHILDREN FOR WHOM MENTAL HEALTH PROFESSIONAL...

...consulted with program staff
about child's behavior/
mental health: 56

of these, provided 3 or more
consultations with program staff
since last year's PIR: 4

Provided an individual mental
health assessment: 10

Facilitated a referral for mental
health services: 10

...consulted with parent/guardian
about child's behavior/
mental health: 5

Facilitated a referral for mental
health services: 5

Referred by the program for
mental health services: 10

Received mental health services since
last PIR: 3

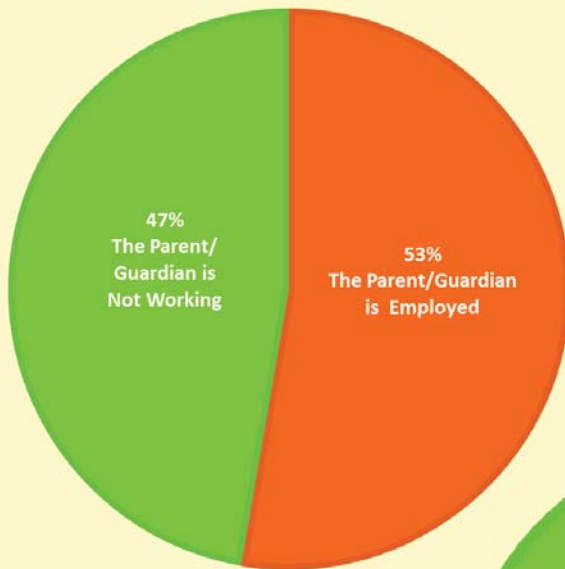
Enrolled in program who have an individualized Family Service Plan
and are eligible to receive early intervention serviced under the
Individuals with Disabilities Education Act: 17

SOURCE: 2014-2015 Early Head Start Program Information Report Paterson

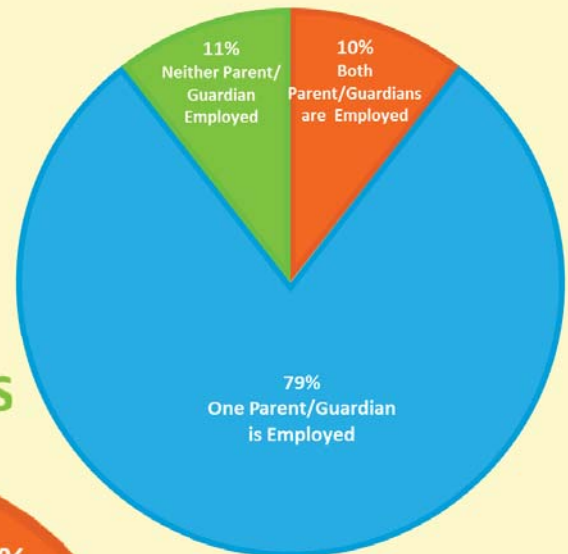
EARLY HEADSTART

FAMILY AND COMMUNITY PARTNERSHIPS

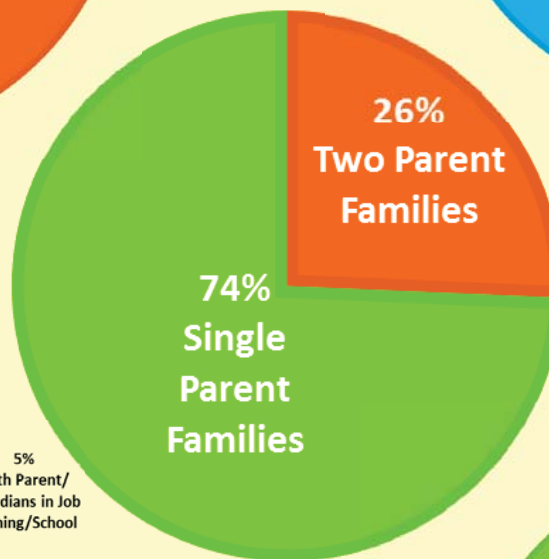
SINGLE PARENT FAMILIES **



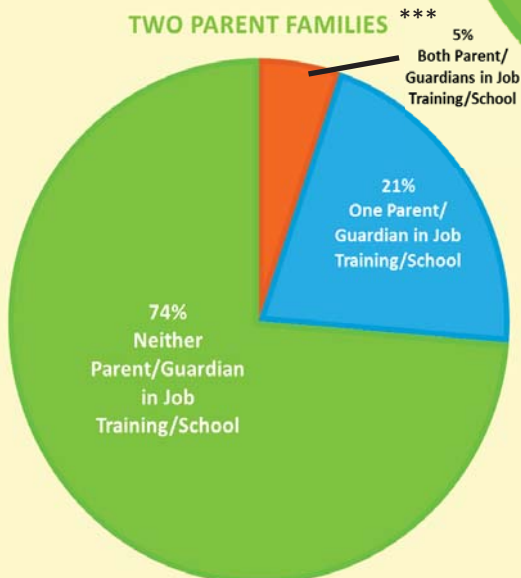
TWO PARENT FAMILIES ***



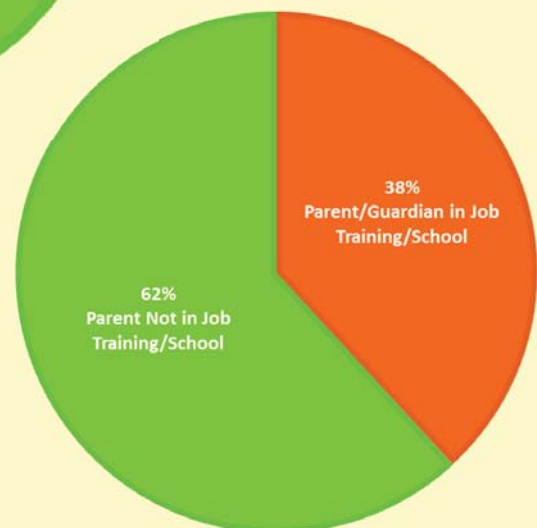
74 FAMILIES



TWO PARENT FAMILIES ***



SINGLE PARENT FAMILIES **



SOURCE: 2014-2015 Early Head Start Program Information Report Paterson

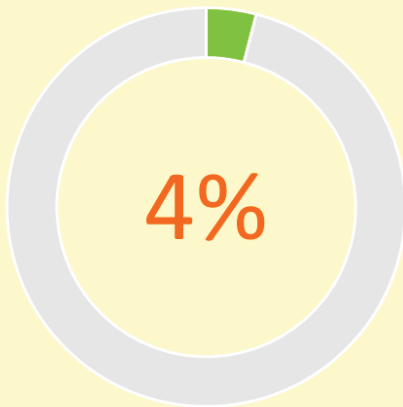
BASE: *100% = 74 Total Families Served; **100% = 55 Single Parent/Guardian Families; *** 100% = 19 Two Parent/Guardian Families

EARLY HEADSTART

Federal/Other Assistance Received by Families

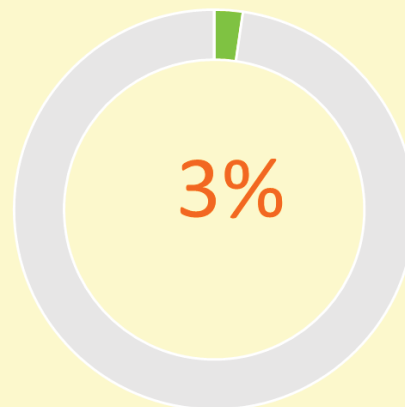
TANF

Federal Temporary Assistance
for Needy Families



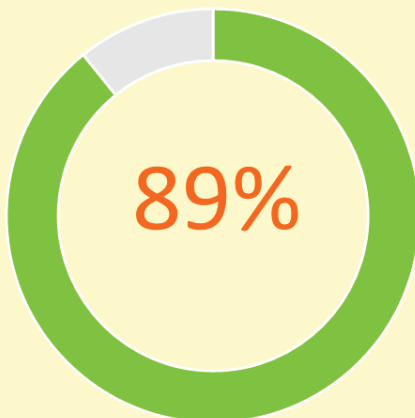
SSI

Supplemental Security Income



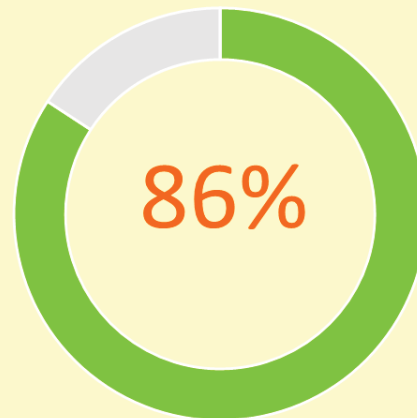
WIC

Special Supplemental Nutrition Program
for Women, Infants, and Children



SNAP

Special Supplemental Nutrition
Assistance Program

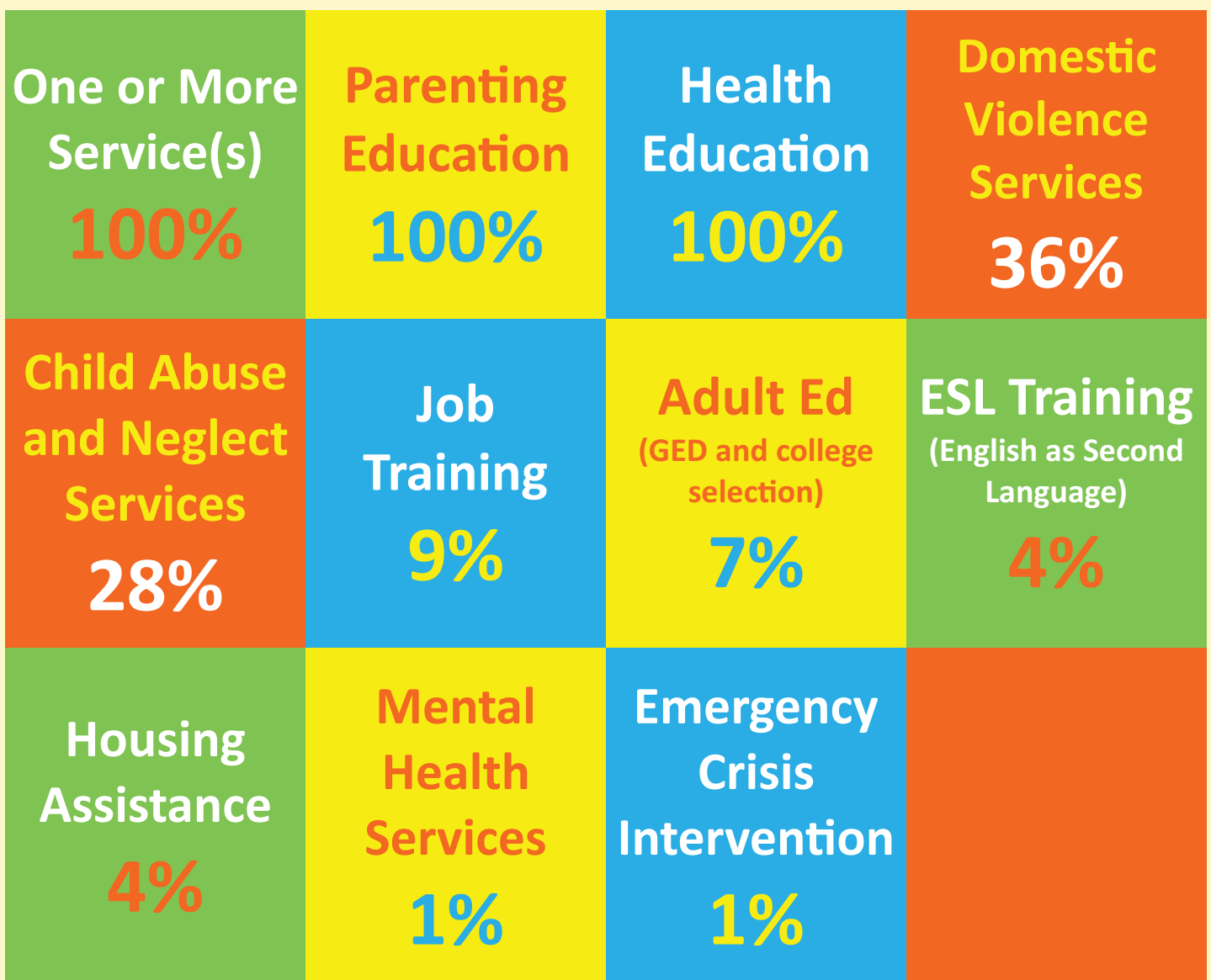


SOURCE: 2014-2015 Early Head Start Program Information Report Paterson BASE: *100% = 74 Total Families Served

PATERSON

EARLY HEADSTART

FAMILIES WHO HAVE RECEIVED SERVICES SINCE LAST YEAR'S PIR



SOURCE: 2014-2015 Early Head Start Program Information Report Paterson BASE: *100% = 74 Total Families Served

Paterson

EARLY HEADSTART

11 enrolled children have a father or father figure who participates in program organized and regularly scheduled Father's group.



SOURCE: 2014-2015 Early Head Start Program Information Report Paterson

*BASE: 100% = 77 Total Children/Women Served